

November

2021



Tyler County Treasurer's Report

INCLUDING MONTHLY INVESTMENT REPORT

SUBMITTED TO COMMISSIONER'S COURT BY LEANN MONK, TYLER COUNTY TREASURER

Table of Contents

Treasurer's Report - Sect. 1

FNB Jasper Demand
Accounts - Sect. 2

Investment Report - Sect. 3

Income/Expense Report - Sect. 4

Signatures/Approvals - Sect. 5

Section 1

Treasurer's Report



Treasurer's Report November 2021

(October Information in a Summary Format)

<i>Demand Accounts</i>	<i>Beginning Balance</i>	<i>Ending Balance</i>
<i>Treasurer's Account</i>	\$16,913,130.00	\$15,922,559.66
<i>Small Business Account</i>	\$0.00	\$552.50
<i>Payroll Bank Account</i>	\$39,268.37	\$6,690.05
<i>TC Chapter 19</i>	\$5,000.05	\$5,000.05
<i>Senior Center Account</i>	\$0.00	\$0.00
<i>Jail Interest & Sinking Account</i>	\$261,078.31	\$256,510.85
TOTAL:		\$16,191,313.11

<i>Investments</i>	<i>Value</i>	<i>YTD Interest</i>
<i>FNB (Treasurer's Account)</i>		\$41,175.10
<i>FNB (Jail I & S)</i>		\$530.73
<i>Texas Class (Paper)</i>	\$26.78	\$744.99
<i>Texas Class (Gov't)</i>	\$7.01	\$924.48
<i>FNC - Brokered CD's</i>	\$189,690.42	\$4,413.36
<i>TexPool</i>	\$548.96	\$67.61
<i>Neches FCU</i>	\$195,000.00	\$1,592.06
<i>Wichita Falls CD's</i>	\$247,838.76	\$986.28
<i>WF ICS Accounts</i>	\$1,376,745.79	624.42
TOTAL:	\$2,009,857.72	\$51,058.99

<i>Income/Expense Report</i>	<i>Amount</i>
<i>October 1-31, 2021</i>	\$426,175.76
<i>October 1-31, 2021</i>	-\$1,289,723.43

Notice: This Summary of the Treasurer's Report is not meant to replace the Official Treasurer's Report required by the Local Government Code Title 4, Subtitle B, Chapter 114, Sec. 114.026 and as well as the PFIA, Government Code, Title 10, Subtitle F, Chapter 2256, Subchapter A, Sec. 2256.023. But instead to give a glance at the current status of the County's financial position. The original signed report is filed with the County Clerk.

Respectfully submitted this 15th day of November 2021,

Leann Monk,
Tyler County Treasurer



Tyler County, TX

Treasurers Report Summary

Date Range: 10/01/2021 - 10/31/2021

Fund	Beginning Cash Balance	Revenues	Expenses	Net Change Assets	Net Change Liabilities	Calculated Ending Balance	Actual Ending Balance	Calculated Actual Endin:
010 - GENERAL FUND	5,099,559.33	234,637.08	683,725.25	0.00	-87,492.36	4,737,963.52	4,740,494.85	-2,531.33
011 - ADVALOREM TAXES CLEARING	0.00	0.00	0.00	0.00	0.00	0.00	0.00	0.00
012 - TC CHAPTER 19	5,000.05	0.00	0.00	0.00	0.00	5,000.05	5,000.05	0.00
015 - U. S. MARSHALL PRISONER REFUND	0.00	0.00	0.00	0.00	0.00	0.00	0.00	0.00
016 - TC COLLECTION SP	0.00	0.00	0.00	0.00	0.00	0.00	0.00	0.00
020 - GENERAL ROAD & BRIDGE	28,802.11	62,760.50	91,562.61	0.00	0.00	0.00	0.00	0.00
021 - ROAD & BRIDGE I	636,549.50	21,965.13	54,043.12	0.00	-6,950.56	611,422.07	611,422.07	0.00
022 - ROAD & BRIDGE II	298,609.36	20,815.82	57,027.45	0.00	-6,890.24	269,287.97	269,287.97	0.00
023 - ROAD & BRIDGE III	569,832.85	28,346.26	93,242.43	0.00	-7,606.48	512,543.16	512,543.16	0.00
024 - ROAD & BRIDGE IV	932,288.89	24,350.02	73,716.88	0.00	-6,514.30	889,436.33	889,436.33	0.00
025 - TYLER CO AIRPORT	-5,588.42	-2.40	2,047.31	0.00	0.00	-7,638.13	-7,638.13	0.00
026 - TYLER CO. RODEO ARENA/FAIRGRND	42,613.62	12.96	1,439.01	0.00	10.50	41,177.07	41,177.07	0.00
027 - TDHCA OWNER OCCUPIED HOME GRAN	0.00	0.00	0.00	0.00	0.00	0.00	0.00	0.00
028 - ECONOMIC DEVELOPMENT	60,969.77	18.96	750.00	0.00	0.00	60,238.73	60,238.73	0.00
029 - BENEVOLENCE FUND	3,523.51	0.00	0.00	0.00	0.00	3,523.51	3,523.51	0.00
030 - DIST CL'K STATE APPROP	49,447.66	15.57	0.00	0.00	0.00	49,463.23	49,463.23	0.00
031 - COUNTY CLERK RMP	673,852.09	211.82	24,826.66	0.00	-23,736.09	672,973.34	672,973.34	0.00
032 - C D A FORFEITURE	9,144.36	2.88	0.00	0.00	0.00	9,147.24	9,147.24	0.00
033 - SHERIFF FORFEITURE	0.00	0.00	0.00	0.00	0.00	0.00	0.00	0.00
034 - DISTRICT CLERK RMP	3,331.03	96.08	0.00	0.00	0.00	3,427.11	3,427.11	0.00
035 - AMERICAN RESCUE PLAN ACT FUNDING	-175,782.79	0.00	51,479.90	0.00	0.00	-227,262.69	-227,262.69	0.00
036 - LIBRARY FUND	74,566.44	282.31	3,972.60	0.00	0.00	70,876.15	70,876.15	0.00
037 - T C COLLECTION CENTER	321,355.94	101.18	0.00	0.00	0.00	321,457.12	321,457.12	0.00
038 - VIOLENCE AGAINSTWOMEN SPEC PR	0.00	0.00	0.00	0.00	0.00	0.00	0.00	0.00
039 - TXCDBG SMALL BUSINESS LOAN PRJ	0.00	552.50	552.50	0.00	0.00	0.00	0.00	0.00
040 - TXCDBG WATER IMPROVEMENTS GRAN	0.00	0.00	0.00	0.00	0.00	0.00	0.00	0.00
041 - PEACE OFFICER SERVICE FEES	91,560.04	28.83	0.00	0.00	0.00	91,588.87	91,588.87	0.00
042 - HAVA GRANT/CARES ACT	119,350.00	0.00	0.00	0.00	0.00	119,350.00	119,350.00	0.00
043 - JAIL INTEREST & SINKING	261,078.31	80.78	4,648.24	0.00	0.00	256,510.85	256,510.85	0.00
044 - COURTHOUSE SECURITY	85,670.68	168.37	2,479.58	0.00	0.00	83,359.47	83,359.47	0.00
045 - COUNTY-RMP	97,904.39	138.36	0.00	0.00	0.00	98,042.75	98,042.75	0.00
046 - STATE-CRIME STOPPERS	4.00	0.00	0.00	0.00	0.00	4.00	4.00	0.00
047 - COUNTY-WIDE RIGHT-OF-WAY FUNDB	942,568.36	233.63	200,511.12	0.00	0.00	742,290.87	742,290.87	0.00
048 - EMERGENCY DISASTER RELIEF	5,250,124.74	1,652.99	0.00	0.00	0.00	5,251,777.73	5,251,777.73	0.00
049 - C D A TRUST	15,830.32	0.00	0.00	0.00	0.00	15,830.32	15,830.32	0.00
050 - C D A FEES	1,259.86	0.00	110.00	0.00	0.00	1,149.86	1,149.86	0.00
051 - CDA STATE APPROPRIATIONS FUND	126,514.47	39.83	0.00	0.00	0.00	126,554.30	126,554.30	0.00

Treasurers Report

Date Range: 10/01/2021 - 10/31/2021

Fund	Beginning Cash Balance	Revenues	Expenses	Net Change Assets	Net Change Liabilities	Calculated Ending Balance	Actual Ending Balance	Calculated Actual Ending
052 - ALTERNATE DISPUTE RESOLUTION	81,555.12	25.68	0.00	0.00	0.00	81,580.80	81,580.80	0.00
053 - ADULT PROBATION	60,639.21	8,227.75	23,472.75	0.00	93.64	45,300.57	45,300.57	0.00
054 - JUVENILE PROBATION	93,309.77	43,686.81	19,855.45	0.00	-2,991.19	120,132.32	120,132.32	0.00
055 - STATE-CRIM JUSTICE PLANNING	0.00	0.00	0.00	0.00	0.00	0.00	0.00	0.00
056 - STATE-JUDICIAL EDUCATION	304.21	115.00	338.63	0.00	0.00	80.58	80.58	0.00
057 - STATE-LEOCE	0.00	0.00	0.00	0.00	0.00	0.00	0.00	0.00
058 - STATE-JUVENILE DIVERSION	0.00	0.00	0.00	0.00	0.00	0.00	0.00	0.00
059 - STATE-CVC	311.79	194.02	437.48	0.00	0.00	68.33	68.33	0.00
060 - STATE-OCLF INSURANCE	0.00	0.00	0.00	0.00	0.00	0.00	0.00	0.00
061 - STATE-DPS ARREST FEE	2,460.80	333.76	137.56	0.00	0.00	2,657.00	2,657.00	0.00
062 - STATE-COMP REHABILITAT'N	0.00	0.00	0.00	0.00	0.00	0.00	0.00	0.00
063 - STATE-GENERAL REVENUE	0.00	0.00	0.00	0.00	0.00	0.00	0.00	0.00
064 - STATE-LAW ENFORCEMENT MGT	0.00	0.00	0.00	0.00	0.00	0.00	0.00	0.00
065 - STATE-BREATH ALCOHOL TEST	0.00	0.00	0.00	0.00	0.00	0.00	0.00	0.00
066 - STATE-LEOA	0.00	0.00	0.00	0.00	0.00	0.00	0.00	0.00
067 - STATE-TLFTA	1,253.54	290.10	288.63	0.00	0.00	1,255.01	1,255.01	0.00
068 - STATE-TIME PAYMENT	621.67	50.18	104.65	0.00	0.00	567.20	567.20	0.00
069 - STATE-FUGITIVE APPREHENSION	3.53	0.00	2.84	0.00	0.00	0.69	0.69	0.00
070 - STATE-CONSOLIDATED COURT COSTS	10,126.63	4,469.94	9,309.41	0.00	0.00	5,287.16	5,287.16	0.00
071 - STATE-JUVENILE CRIME & DELINQ	0.53	0.00	0.29	0.00	0.00	0.24	0.24	0.00
072 - TYLER COUNTY SEACH & RESCUE	200.87	0.06	0.00	0.00	0.00	200.93	200.93	0.00
073 - JUSTICE COURT TECHNOLOGY FUND	50,229.27	57.91	157.98	0.00	0.00	50,129.20	50,129.20	0.00
074 - HOMELAND SECURITY	9,949.58	3.13	0.00	0.00	0.00	9,952.71	9,952.71	0.00
075 - STATE - CORR MGT INST TX/CRIM JUST CTR	0.31	0.00	0.29	0.00	0.00	0.02	0.02	0.00
076 - EMERGENCY OPERATIONS CENTER	175,406.87	66.21	-33,502.29	0.00	-1,394.73	210,370.10	210,370.10	0.00
077 - STATE-CHILD SAFETY SEAT & SEAT BELT VIOLATIONS	98.92	0.03	0.00	0.00	0.00	98.95	98.95	0.00
078 - STATE-TRAFFIC FEE	354.79	2,079.74	5,302.90	0.00	0.00	-2,868.37	-2,868.37	0.00
079 - STATE-BAIL BOND FEE	-277.89	-0.25	513.00	0.00	0.00	-791.14	-791.14	0.00
080 - STATE-EMS TRAUMA FUND	166.46	-0.06	368.12	0.00	0.00	-201.72	-201.72	0.00
081 - STATE-SEXUAL ASSAULT PROGRAM	0.00	0.00	0.00	0.00	0.00	0.00	0.00	0.00
082 - STATE-SUBSTANCE ABUSE FELONY	0.00	0.00	0.00	0.00	0.00	0.00	0.00	0.00
083 - STATE-DNA TESTING FEE	-51.08	87.00	245.00	0.00	0.00	-209.08	-209.08	0.00
084 - STATE-CHILD ABUSE PREVENTION F	670.00	20.00	0.00	0.00	0.00	690.00	690.00	0.00
085 - STATE-JUDICIAL SUPPORT FEES	11,693.72	833.08	154.34	0.00	0.00	12,372.46	12,372.46	0.00
086 - STATE - JURY REIMBURSEMENT FEE	5,412.48	43.82	83.01	0.00	0.00	5,373.29	5,373.29	0.00
087 - CVA COORDINATING TEAM	0.00	0.00	0.00	0.00	0.00	0.00	0.00	0.00
088 - TJPC-TITLE IVE FUND	36,074.35	11.36	0.00	0.00	0.00	36,085.71	36,085.71	0.00
089 - TYLER COUNTY NUTRITION CENTER	73,672.54	22.46	2,326.79	0.00	0.00	71,368.21	71,368.21	0.00
090 - STATE-SPECIALTY COURT PROGRAM	101.50	-0.11	449.24	0.00	0.00	-347.85	-347.85	0.00
091 - TXCDBG DISASTER RECOVERY PROJE	0.00	0.00	0.00	0.00	0.00	0.00	0.00	0.00
092 - '07 TXCDBG FLOOD DISASTER PROJ	0.00	0.00	0.00	0.00	0.00	0.00	0.00	0.00
093 - PAYROLL ACCOUNT	8,024.65	0.00	0.00	8,024.65	0.00	0.00	0.00	0.00
094 - STATE - INDIGENT DEFENSE FUND	33.20	25.06	51.98	0.00	0.00	6.28	6.28	0.00

Treasurers Report

Date Range: 10/01/2021 - 10/31/202

Fund	Beginning Cash Balance	Revenues	Expenses	Net Change Assets	Net Change Liabilities	Calculated Ending Balance	Actual Ending Balance	Calculated Actual Endin
095 - STATE- APPELLATE JUDICIAL FUND	-36.24	65.00	15.00	0.00	0.00	13.76	13.76	0.0
096 - CHILD WELFARE BOARD FUND	7,972.56	2.51	0.00	0.00	0.00	7,975.07	7,975.07	0.0
097 - CHILD SAFETY FUND	70,551.87	1,173.34	707.54	0.00	53.88	70,963.79	70,963.79	0.0
098 - TC DISASTER PROJECT ROUND II	0.00	0.00	0.00	0.00	0.00	0.00	0.00	0.0
099 - TYLER COUNTY JUSTICE GRANT	0.00	0.00	0.00	0.00	0.00	0.00	0.00	0.0
100 - DETCOG SOCIAL SERVICES BLOCK G	0.00	0.00	0.00	0.00	0.00	0.00	0.00	0.0
101 - SUPPLEMENT COURT GUARDIANSHIP	26,409.18	8.31	0.00	0.00	0.00	26,417.49	26,417.49	0.0
102 - WATER IMPROVEMENT GRANT-TC WATER SUPPLY	0.00	19,207.25	0.00	0.00	0.00	19,207.25	0.00	19,207.2
103 - DISTRICT COURT CRIMINAL TECHNOLOGY FUND	32,971.73	198.44	0.00	0.00	0.00	33,170.17	33,170.17	0.0
104 - Harvey Round 1 (CDBG) 20-065-087-C248	119,839.96	0.00	82,182.40	0.00	0.00	37,657.56	37,657.56	0.0
105 - GRANT	0.00	0.00	0.00	0.00	0.00	0.00	0.00	0.0
106 - HURRICAN HARVEY ROUND 1 DRS-4332	0.00	0.00	0.00	0.00	0.00	0.00	0.00	0.0
107 - CDBG LOCAL BUYOUT/AQUISITION PROGRAM	0.00	0.00	0.00	0.00	0.00	0.00	0.00	0.0
108 - TX CDBG SENIOR CITIZEN PROJECT	0.00	0.00	0.00	0.00	0.00	0.00	0.00	0.0
109 - DETCOG COMMUNICATIONS GRANT	0.00	0.00	0.00	0.00	0.00	0.00	0.00	0.0
110 - STATE MOVING VIOLATION FEES	-16.50	0.75	1.29	0.00	0.00	-17.04	-17.04	0.0
111 - COURTHOUSE RESTORATION	262,660.32	0.00	15,287.24	0.00	0.00	247,373.08	247,373.08	0.0
112 - LEGISLATIVE SERVICES	58,164.16	0.00	0.00	0.00	0.00	58,164.16	58,164.16	0.0
113 - CIVIL FEES - ADULT PROBATION	55,592.80	282.58	0.00	0.00	0.00	55,875.38	55,875.38	0.0
114 - ELECTED OFFICIALS FUND	0.00	0.00	0.00	0.00	0.00	0.00	0.00	0.0
980 - GENERAL FIXED ASSETS	0.00	0.00	0.00	0.00	0.00	0.00	0.00	0.0
999 - POOLED CASH	0.00	0.00	0.00	132,849.68	0.00	-132,849.68	0.00	-132,849.6
Report Total:	16,876,397.65	478,090.32	1,474,426.18	140,874.33	-143,417.93	15,882,605.39	15,998,779.15	-116,173.7

Section 2

Demand Accounts

(First National Bank, Jasper)



Bank Statement Register

Pooled Cash-Treasurer Account

Period 10/1/2021 - 10/31/2021

Bank Statement		General Ledger	
Beginning Balance	16,913,130.00	Account Balance	15,768,697.35
Plus Debits	388,310.59	Less Outstanding Debits	203,028.12
Less Credits	1,378,880.93	Plus Outstanding Credits	356,890.43
Adjustments	0.00	Adjustments	0.00
Ending Balance	15,922,559.66	Adjusted Account Balance	15,922,559.66

Statement Ending Balance	15,922,559.66
Bank Difference	0.00
General Ledger Difference	0.00

CASH BALANCE CONSISTS OF THE FOLLOWING GENERAL LEDGER ACCOUNTS

999-10100 Treasurer's Checking

Cleared Deposits

Item Date	Reference	Item Type	Description	Amount
10/01/2021	DEP0013556	Deposit	CLPKT04596 BG:Currency	562.00
10/01/2021	DEP0013559	Deposit	CLPKT04597 BG:Currency	2,722.50
10/01/2021	DEP0013571	Deposit	CLPKT04601 BG:Currency	12,104.49
10/05/2021	DEP0013574	Deposit	CLPKT04602 BG:Currency	37.10
10/05/2021	DEP0013577	Deposit	CLPKT04603 BG:Currency	7,859.25
10/05/2021	DEP0013580	Deposit	CLPKT04604 BG:Currency	2,939.10
10/06/2021	DEP0013583	Deposit	CLPKT04605 BG:Currency	1,400.30
10/08/2021	DEP0013691	Deposit	CLPKT04641 BG:Currency	86,310.32
10/12/2021	DEP0013589	Deposit	CLPKT04607 BG:Currency	1,140.00
10/12/2021	DEP0013592	Deposit	CLPKT04608 BG:Currency	42.96
10/12/2021	DEP0013595	Deposit	CLPKT04609 BG:Currency	198.00
10/12/2021	DEP0013685	Deposit	CLPKT04639 BG:Currency	9,166.66
10/13/2021	DEP0013598	Deposit	CLPKT04610 BG:Currency	6,837.00
10/13/2021	DEP0013601	Deposit	CLPKT04611 BG:Currency	158.68
10/15/2021	DEP0013604	Deposit	CLPKT04612 BG:Currency	2,118.80
10/15/2021	DEP0013607	Deposit	CLPKT04613 BG:Currency	1,585.00
10/16/2021	DEP0013610	Deposit	CLPKT04614 BG:Currency	252.26
10/16/2021	DEP0013613	Deposit	CLPKT04615 BG:Currency	160.27
10/18/2021	DEP0013616	Deposit	CLPKT04616 BG:Currency	489.00
10/18/2021	DEP0013619	Deposit	CLPKT04617 BG:Currency	574.00
10/18/2021	DEP0013622	Deposit	CLPKT04618 BG:Currency	534.63
10/18/2021	DEP0013625	Deposit	CLPKT04619 BG:Currency	5,000.00
10/18/2021	DEP0013682	Deposit	CLPKT04638 BG:Currency	19,207.25
10/19/2021	DEP0013628	Deposit	CLPKT04620 BG:Currency	2,528.20
10/19/2021	DEP0013631	Deposit	CLPKT04621 BG:Currency	4,136.80

Cleared Deposits

Item Date	Reference	Item Type	Description	Amount
10/19/2021	DEP0013634	Deposit	CLPKT04622 BG:Currency	5,597.84
10/19/2021	DEP0013637	Deposit	CLPKT04623 BG:Currency	108,767.65
10/19/2021	DEP0013640	Deposit	CLPKT04624 BG:Currency	9,236.20
10/20/2021	DEP0013646	Deposit	CLPKT04626 BG:Currency	224.11
10/20/2021	DEP0013652	Deposit	CLPKT04628 BG:Currency	28,784.82
10/21/2021	DEP0013655	Deposit	CLPKT04629 BG:Currency	25.00
10/25/2021	DEP0013661	Deposit	CLPKT04631 BG:Currency	3,267.27
10/26/2021	DEP0013664	Deposit	CLPKT04632 BG:Currency	2,318.70
10/26/2021	DEP0013667	Deposit	CLPKT04633 BG:Currency	2,624.20
10/27/2021	DEP0013670	Deposit	CLPKT04634 BG:Currency	1,214.60
10/27/2021	DEP0013673	Deposit	CLPKT04635 BG:Currency	43,649.00
10/29/2021	DEP0013688	Deposit	CLPKT04640 BG:Currency	6,293.75
Total Cleared Deposits (37)				380,067.71

Cleared Checks

Item Date	Reference	Item Type	Description	Amount
12/16/2020	139212	Check	CTRMA PROCESSING	-3.69
07/01/2021	141377	Check	TEXAS DEPT. PARKS & WILDLIFE-KOCURE	-28.05
08/31/2021	141951	Check	DELL MARKETING L.P.	-2,215.50
08/31/2021	141955	Check	QUILL CORPORATION	-726.99
09/08/2021	142024	Check	TYLER COUNTY TAX ASSESSOR / COLLECT	-100.00
09/09/2021	142037	Check	EAST TEXAS MACHINE	-400.00
09/09/2021	142048	Check	NINTH COURT OF APPEALS	-210.00
09/09/2021	142051	Check	REYNOLDS, JOHN	-200.00
09/17/2021	142083	Check	CLINICAL SOLUTIONS	-800.19
09/17/2021	142091	Check	DEBBIE'S HARDWARE	-34.75
09/17/2021	142096	Check	EAST TEXAS MACHINE	-440.00
09/17/2021	142149	Check	WYFL-WOODVILLE YOUTH FOOTBALL LEAG	-2,000.00
09/22/2021	142175	Check	TYLER CO. COMMUNITY SUPVN. & CORREC	-706.83
09/22/2021	142176	Check	TYLER COUNTY TAX ASSESSOR / COLLECT	-100.00
09/23/2021	142189	Check	CONROE REGIONAL MEDICAL	-2,252.34
09/23/2021	142193	Check	EMERALD BEACH HOTEL	-696.90
09/23/2021	142200	Check	JASPER COUNTY	-8,796.78
09/23/2021	142204	Check	MAGNOLIA APPLIANCE	-4,977.02
09/23/2021	142207	Check	NET PROTEC LLC	-300.00
09/23/2021	142208	Check	PITNEY BOWES - PURCHASE POWER	-20.03
09/23/2021	142210	Check	QUILL CORPORATION	-71.76
09/23/2021	142211	Check	QUILL CORPORATION	-6.18
09/23/2021	142215	Check	TCH FAMILY MEDICAL CLINIC	-83.00
09/23/2021	142216	Check	TEXAS DEPARTMENT OF STATE HEALTH SI	-172.02
09/23/2021	142217	Check	TEXAS DOCUMENT SOLUTIONS INC./PHIL/	-167.50
09/23/2021	142218	Check	TEXAS DOCUMENT SOLUTIONS INC./PHIL/	-898.96
09/23/2021	142220	Check	TYLER COUNTY BOOSTER	-394.80

Cleared Checks

Item Date	Reference	Item Type	Description	Amount
09/23/2021	142221	Check	TYLER COUNTY HOSPITAL	-92.40
09/23/2021	142222	Check	UNIFIRST HOLDING, INC.	-63.46
09/23/2021	142223	Check	WEST BLUFF EMERGENCY PHYSICIANS	-6.42
09/23/2021	142225	Check	MCDONOUGH, TIMOTHY R.	-250.00
09/23/2021	142226	Check	MASA Medical Transport Solutions	-795.00
09/29/2021	142228	Check	AFLAC INSURANCE	-8,603.92
09/29/2021	142235	Check	ARGUS DENTAL & VISION	-2,280.24
09/29/2021	142237	Check	CARD SERVICE CENTER/MASTERCARD	-13,553.79
09/30/2021	142241	Check	ABLES-LAND, INC.	-26.50
09/30/2021	142242	Check	COASTAL WELDING SUPPLY	-140.20
09/30/2021	142243	Check	ELECTION SYSTEMS & SOFTWARE, INC.	-1,659.80
09/30/2021	142244	Check	FEDEX	-85.35
09/30/2021	142245	Check	GAROUTTE, HARLEY	-117.63
09/30/2021	142246	Check	INDOFF OFFICE SUPPLIES	-998.29
09/30/2021	142247	Check	JR'S TRUCKING , HEAVY EQUIP, HYDRAUL	-2,729.89
09/30/2021	142248	Check	KOFILE PRESERVATION	-20,876.34
09/30/2021	142249	Check	LAWRENCE, ANDREW	-260.00
09/30/2021	142250	Check	MANN, ROBERT H. ATTY.	-1,492.50
09/30/2021	142251	Check	MCDONOUGH, TIMOTHY R.	-250.00
09/30/2021	142252	Check	NET DATA CORP.	-2,875.00
09/30/2021	142253	Check	SPIVEY, JACOB	-592.97
09/30/2021	142254	Check	SYSTEM ACCESS	-845.00
09/30/2021	142255	Check	TEXAS DOCUMENT SOLUTIONS INC./PHIL	-128.27
09/30/2021	142256	Check	TEXAS DOCUMENT SOLUTIONS, INC./AUS	-31.50
09/30/2021	142257	Check	TEXAS DOCUMENT SOLUTIONS, INC./AUS	-59.19
09/30/2021	142258	Check	TEXAS DOCUMENT SOLUTIONS, INC./AUS	-25.60
09/30/2021	142259	Check	TEXAS DOCUMENT SOLUTIONS, INC./AUS	-28.40
09/30/2021	142260	Check	TEXAS DOCUMENT SOLUTIONS, INC./AUS	-26.32
09/30/2021	142261	Check	TEXAS DOCUMENT SOLUTIONS, INC./AUS	-635.66
09/30/2021	142262	Check	TEXAS DOCUMENT SOLUTIONS, INC./AUS	-24.45
09/30/2021	142263	Check	TEXAS DOCUMENT SOLUTIONS, INC./AUS	-22.81
09/30/2021	142264	Check	TEXAS DOCUMENT SOLUTIONS, INC./AUS	-612.15
09/30/2021	142265	Check	TYLER TECHNOLOGIES, INC.	-1,026.21
09/30/2021	142266	Check	ULINE	-252.24
09/30/2021	142267	Check	UNIFIRST HOLDING, INC.	-63.46
09/30/2021	142268	Check	VERIZON WIRELESS	-75.98
09/30/2021	142269	Check	VERIZON WIRELESS	-37.99
09/30/2021	142270	Check	TAC HEALTH BENEFITS POOL (TAC-HEBP)	-97,627.85
10/01/2021	142276	Check	TYLER COUNTY HOSPITAL	-51,479.90
10/04/2021	142277	Check	GULF COAST	-200,511.12
10/04/2021	142278	Check	VIEVU	-17,479.00
10/04/2021	142279	Check	TEXAS ASSOCIATION OF COUNTIES/UNEM	-4,239.39
10/05/2021	142285	Check	RURAL PIPE & SUPPLY	-82,182.40
10/05/2021	142286	Check	TYLER COUNTY PAYROLL	-42,661.33
10/05/2021	142289	Check	TYLER COUNTY PAYROLL	-146,444.78

Cleared Checks

Item Date	Reference	Item Type	Description	Amount
10/06/2021	142290	Check	NATIONWIDE RETIREMENT SOLUTIONS	-187.50
10/06/2021	142291	Check	TYLER CO. COMMUNITY SUPVN. & CORREC	-706.83
10/06/2021	142292	Check	TYLER COUNTY TAX ASSESSOR / COLLECT	-100.00
10/07/2021	142293	Check	POLICE & FIREMAN'S INSURANCE CO	-567.54
10/07/2021	142294	Check	A T & T PHONES - CAROL STREAM, IL.	-126.00
10/07/2021	142295	Check	ALLISON, MARTHA E.	-1,500.00
10/07/2021	142296	Check	CNA SURETY	-175.00
10/07/2021	142297	Check	CONNER, ALEENA	-239.42
10/07/2021	142298	Check	CRUSE, LYNNETTE/TYLER COUNTY TAX AS	-540.00
10/07/2021	142299	Check	FMMS HOLDINGS OF TEXAS, LLC	-4,200.00
10/07/2021	142300	Check	GLAWSON, JAMIE	-213.50
10/07/2021	142301	Check	GREGORY, DONECE	-42.96
10/07/2021	142302	Check	HADNOT, MARK	-125.00
10/07/2021	142303	Check	HUDSON, CHARLES	-471.00
10/07/2021	142304	Check	HUGHES CENTER	-900.00
10/07/2021	142305	Check	JACKSON, KELLY	-100.00
10/07/2021	142306	Check	JR'S TRUCKING , HEAVY EQUIP, HYDRAUL	-182.99
10/07/2021	142307	Check	LAWRENCE, ANDREW	-910.00
10/07/2021	142308	Check	MARSHALL, MICHAEL	-460.00
10/07/2021	142309	Check	MCNULTY, JAMES	-74.65
10/07/2021	142310	Check	MOFFETT, MILTON F. III	-1,750.00
10/07/2021	142311	Check	N&T CONSTRUCTION	-5,745.20
10/07/2021	142312	Check	ODOM, MAEGAN	-250.00
10/07/2021	142313	Check	O'NEAL, MATT	-213.50
10/07/2021	142314	Check	PITNEY BOWES - PURCHASE POWER	-520.13
10/07/2021	142315	Check	POWERS, MILTON	-24.00
10/07/2021	142316	Check	SKINNER, JACKIE - COUNTY AUDITOR	-600.56
10/07/2021	142317	Check	SOUTH PADRE ISLAND KOA HOLIDAY	-452.00
10/07/2021	142318	Check	STURROCK, STEVAN	-1,001.04
10/07/2021	142319	Check	SYSTEM ACCESS	-325.00
10/07/2021	142320	Check	TYLER COUNTY BOOSTER	-1,761.85
10/07/2021	142321	Check	VERIZON WIRELESS	-38.07
10/07/2021	142322	Check	VERIZON WIRELESS	-38.03
10/07/2021	142323	Check	VOTH, STEPHANIE	-250.00
10/07/2021	142324	Check	WALMART/CAPITAL ONE	-5.94
10/07/2021	142325	Check	WALMART/CAPITAL ONE	-144.99
10/07/2021	142326	Check	WARDLAW, WADE	-775.00
10/07/2021	142327	Check	WHITWORTH, CASEY	-735.36
10/13/2021	142328	Check	A T & T MOBILITY-CAROL STREAM	-1,820.72
10/13/2021	142329	Check	CHESTER GAS SYSTEM	-25.00
10/13/2021	142330	Check	CHESTER WATER SUPPLY CORP.	-22.61
10/13/2021	142331	Check	CITY OF WOODVILLE	-3,083.49
10/13/2021	142332	Check	CORRECTIONS SOFTWARE SOLUTIONS, LF	-995.00
10/13/2021	142333	Check	EASTEX TELEPHONE COOP., INC.	-111.11
10/13/2021	142334	Check	ENTERGY	-19.90

Cleared Checks

Item Date	Reference	Item Type	Description	Amount
10/13/2021	142335	Check	LOCAL SANITATION, LLC	-240.00
10/13/2021	142338	Check	SAM HOUSTON ELECTRIC COOPERATIVE, I	-939.62
10/13/2021	142339	Check	SPARKLIGHT	-132.23
10/13/2021	142340	Check	TEXAS DOCUMENT SOLUTIONS INC./PHIL/	-90.65
10/13/2021	142341	Check	TEXAS DOCUMENT SOLUTIONS INC./PHIL/	-218.34
10/13/2021	142342	Check	VERIZON WIRELESS	-27.13
10/13/2021	142343	Check	VERIZON WIRELESS	-896.01
10/13/2021	142344	Check	WINDSTREAM	-188.33
10/14/2021	142345	Check	ATTOYAC ROCK, LLC	-1,618.50
10/14/2021	142346	Check	BEAUMONT TRACTOR COMPANY, INC.	-553.34
10/14/2021	142347	Check	BYTHEWOOD LEGAL SERVICES, PLLC	-2,020.00
10/14/2021	142348	Check	CANDY CLEANERS	-114.73
10/14/2021	142349	Check	CNA SURETY	-196.00
10/14/2021	142350	Check	COASTAL WELDING SUPPLY	-312.91
10/14/2021	142351	Check	COASTAL WELDING SUPPLY	-210.16
10/14/2021	142353	Check	DIRECT SOLUTIONS	-2,515.43
10/14/2021	142354	Check	EASON SERVICE CENTER	-1,382.73
10/14/2021	142355	Check	EAST TEXAS ASPHALT CO.	-2,663.85
10/14/2021	142357	Check	FEDEX	-27.89
10/14/2021	142358	Check	GARDNER OIL, INC.	-13,239.81
10/14/2021	142359	Check	GEO. P. BANE, INC.	-235.37
10/14/2021	142360	Check	GISCLAR, MICKEY, CSR	-400.00
10/14/2021	142361	Check	GRIPON, EDWARD M.D.	-595.00
10/14/2021	142362	Check	HAMMER EQUIPMENT	-96.40
10/14/2021	142363	Check	HOLLIER, BONNIE	-2,418.75
10/14/2021	142364	Check	HOLLIS TIRE CO., INC.	-1,057.50
10/14/2021	142365	Check	INDIGENT HEALTHCARE SOLUTIONS, LTD.	-1,059.00
10/14/2021	142366	Check	INDOFF OFFICE SUPPLIES	-910.06
10/14/2021	142367	Check	JACK ALEXANDER, LTD.	-2,314.31
10/14/2021	142368	Check	JMC EQUIPMENT	-2,954.74
10/14/2021	142369	Check	JOBE, KEN	-75.00
10/14/2021	142370	Check	JR'S TRUCKING , HEAVY EQUIP, HYDRAUL	-405.98
10/14/2021	142371	Check	KEATING, DUANE F. ATTORNEY	-1,500.00
10/14/2021	142372	Check	LAKEWAY TIRE & SERVICE-JASPER (AR)	-2,492.36
10/14/2021	142373	Check	LEXIS NEXIS	-313.00
10/14/2021	142374	Check	MANN, ROBERT H. ATTY.	-900.00
10/14/2021	142375	Check	MODICA BROS.	-304.58
10/14/2021	142376	Check	MOTT WHOLESALE, INC.	-717.05
10/14/2021	142377	Check	MUSTANG CAT	-471.07
10/14/2021	142378	Check	O'REILLY AUTOMOTIVE, INC.	-472.41
10/14/2021	142380	Check	PHILLIPS, BOBBY L.	-8,200.00
10/14/2021	142381	Check	PITNEY BOWES GLOBAL FINANCIAL SERVI	-270.00
10/14/2021	142382	Check	POWERPLAN/DOGGETT MACH. SERVICES	-908.65
10/14/2021	142388	Check	RATCLIFF, MICHAEL S., ATTY	-1,500.00
10/14/2021	142389	Check	SCOTT MERRIMAN, INC.	-641.46

Cleared Checks

Item Date	Reference	Item Type	Description	Amount
10/14/2021	142390	Check	SHIRLEY, J.P.	-20,936.75
10/14/2021	142391	Check	SMART'S TRUCK & TRAILER EQUIPMENT, I	-54.20
10/14/2021	142392	Check	SULLIVAN'S HARDWARE	-123.27
10/14/2021	142393	Check	SYNOVIA SOLUTIONS LLC	-673.00
10/14/2021	142394	Check	SYSCO FOOD SERVICES	-4,669.91
10/14/2021	142395	Check	SYSTEM ACCESS	-325.00
10/14/2021	142396	Check	TEJAS EQUIPMENT, INC.	-116.96
10/14/2021	142397	Check	TIMBERMAN'S SUPPLY	-1,121.94
10/14/2021	142398	Check	TOLAR'S FEED & OUTDOOR SUPPLY	-67.75
10/14/2021	142399	Check	TRACTOR SUPPLY CREDIT PLAN	-322.96
10/14/2021	142400	Check	TYLER COUNTY WATER SUPPLY CORP.	-36.68
10/14/2021	142401	Check	U PUMP IT - GARDNER OIL	-7,620.76
10/14/2021	142402	Check	UNIFIRST HOLDING, INC.	-126.92
10/14/2021	142403	Check	VERIZON WIRELESS	-108.41
10/18/2021	142404	Check	ENTERGY	-9,852.61
10/18/2021	142405	Check	NEW YORK LIFE INSURANCE	-1,661.10
10/19/2021	142406	Check	TYLER COUNTY PAYROLL	-157,959.51
10/19/2021	142407	Check	TYLER COUNTY PAYROLL	-45,519.59
10/20/2021	142410	Check	NATIONWIDE RETIREMENT SOLUTIONS	-262.50
10/20/2021	142411	Check	TYLER CO. COMMUNITY SUPVN. & CORREC	-706.83
10/20/2021	142412	Check	TYLER COUNTY TAX ASSESSOR / COLLECT	-100.00
10/20/2021	142413	Check	A T & T - 019 DATA PROC.	-30.16
10/20/2021	142414	Check	A T & T PHONES - CAROL STREAM, IL.	-3,272.18
10/20/2021	142415	Check	ATTOYAC ROCK, LLC	-325.95
10/20/2021	142417	Check	BANK-TEC SOUTH	-220.53
10/20/2021	142418	Check	CHRISTUS HOSPITAL	-421.00
10/20/2021	142420	Check	CNA SURETY	-210.00
10/20/2021	142421	Check	COASTAL WELDING SUPPLY	-48.00
10/20/2021	142422	Check	CONSOLIDATED COMMUNICATIONS	-14.32
10/20/2021	142423	Check	COUNTY INFORMATION RESOURCE AGENC	-353.00
10/20/2021	142424	Check	CROSSIN MOVING & STORAGE	-2,340.00
10/20/2021	142428	Check	EAST TEXAS SUPPORT SERVICES, INC.	-3,750.00
10/20/2021	142429	Check	ELECTION SYSTEMS & SOFTWARE, INC.	-4,288.95
10/20/2021	142430	Check	ENTERGY	-1,717.54
10/20/2021	142432	Check	FIRST NATIONAL BANK WICHITA FALLS	-32,324.68
10/20/2021	142433	Check	G & G LOCK AND SAFE CO.	-211.88
10/20/2021	142434	Check	GRAHAM, G.W. PHD.	-250.00
10/20/2021	142435	Check	GRAVES, HUMPHRIES, STAHL, ITD	-534.46
10/20/2021	142436	Check	GULF COAST	-7,807.59
10/20/2021	142437	Check	HENDRIX RENTALS, L.L.C.	-2,500.00
10/20/2021	142438	Check	INDOFF OFFICE SUPPLIES	-154.87
10/20/2021	142441	Check	JEFFERSON COUNTY CLERK	-914.00
10/20/2021	142443	Check	MATT'S AUTOMOTIVE	-732.88
10/20/2021	142444	Check	MCCLURE'S FURNITURE	-449.95
10/20/2021	142445	Check	MODICA BROS.	-4,114.78

Cleared Checks

Item Date	Reference	Item Type	Description	Amount
10/20/2021	142446	Check	MY FLEET CENTER	-358.92
10/20/2021	142447	Check	OMNIBASE SERVICES OF TEXAS, LP	-186.00
10/20/2021	142448	Check	PARKER'S BUILDING SUPPLY - WOODVILLI	-1,008.57
10/20/2021	142449	Check	PILGRIM INSURANCE	-430.00
10/20/2021	142452	Check	QUILL CORPORATION	-14.95
10/20/2021	142461	Check	REGIONAL PUBLIC DEFENDER FOR CAPITA	-11,948.00
10/20/2021	142463	Check	SCOTT MERRIMAN, INC.	-964.24
10/20/2021	142464	Check	SENECA WATER SUPPLY CORP.	-46.21
10/20/2021	142465	Check	SOUTHERN HEALTH PARTNERS	-8,856.63
10/20/2021	142466	Check	SPARKLIGHT	-800.00
10/20/2021	142467	Check	SPARKLIGHT	-228.66
10/20/2021	142468	Check	SPARKLIGHT	-167.36
10/20/2021	142469	Check	SPARKLIGHT	-204.82
10/20/2021	142470	Check	SPINDLEMEDIA, INC.	-31,779.00
10/20/2021	142471	Check	SYNOVIA SOLUTIONS LLC	-150.00
10/20/2021	142472	Check	SYSTEM ACCESS	-455.00
10/20/2021	142473	Check	TAYLOR, JOHN D.	-150.00
10/20/2021	142476	Check	TEXAS ASSOCIATION OF COUNTIES/MEME	-225.00
10/20/2021	142477	Check	TEXAS DEPARTMENT OF STATE HEALTH SE	-128.10
10/20/2021	142484	Check	TEXAS DOCUMENT SOLUTIONS, INC./AUS'	-25.28
10/20/2021	142485	Check	THOMSON REUTERS - WEST PAYMENT CEN	-968.80
10/20/2021	142486	Check	THOMSON REUTERS - WEST PAYMENT CEN	-968.80
10/20/2021	142487	Check	THOMSON REUTERS - WEST PAYMENT CEN	-574.00
10/20/2021	142488	Check	THOMSON REUTERS - WEST PAYMENT CEN	-574.00
10/20/2021	142489	Check	THOMSON REUTERS - WEST PAYMENT CEN	-574.00
10/20/2021	142491	Check	TYLER TECHNOLOGIES, INC.	-22,578.00
10/20/2021	142492	Check	UNIFIRST HOLDING, INC.	-63.46
10/20/2021	142493	Check	VERIZON WIRELESS	-206.10
10/20/2021	142494	Check	VERIZON WIRELESS	-37.99
10/20/2021	142495	Check	VERIZON WIRELESS	-37.99
10/20/2021	142496	Check	VERIZON WIRELESS	-738.69
10/20/2021	142499	Check	WALLING SIGNS & GRAPHICS	-155.00
10/22/2021	142502	Check	COASTAL WELDING SUPPLY	-483.20
10/22/2021	142503	Check	COUNTY INFORMATION RESOURCE AGENC	-353.00
10/22/2021	142505	Check	GARDNER OIL, INC.	-3,705.53
10/22/2021	142506	Check	HADNOT, MARK	-125.00
10/22/2021	142507	Check	HORTON'S AUTOMOTIVE/KEN HORTON	-332.96
10/22/2021	142508	Check	INDOFF OFFICE SUPPLIES	-110.01
10/22/2021	142509	Check	LAWRENCE, ANDREW	-1,300.00
10/22/2021	142510	Check	MONK, LEANN	-467.60
10/22/2021	142511	Check	NATIONAL SHERIFFS' ASSOCIATION	-135.00
10/22/2021	142517	Check	SYSTEM ACCESS	-195.00
10/22/2021	142520	Check	UNIFIRST HOLDING, INC.	-63.46
10/25/2021	142522	Check	TYLER COUNTY PAYROLL	-930.67

Cleared Checks

Item Date	Reference	Item Type	Description	Amount
10/25/2021	142523	Check	TYLER COUNTY PAYROLL	-3,526.05
Total Cleared Checks (252)				-1,239,089.65

Cleared Other

Item Date	Reference	Item Type	Description	Amount
08/31/2021	DEPR0000037	Deposit Reversal	CORRECTION/TO BALANCE JN02864	-0.30
08/31/2021	MISC0000074	Miscellaneous	ADULT PROBATION/YEAR END ENTRIES	995.00
08/31/2021	MISC0000075	Miscellaneous	ADULT PROBATION/YEAR END ENTRIES	-262.18
08/31/2021	MISC0000076	Miscellaneous	ADULT PROBATION/YEAR END ENTRIES	-1,704.95
08/31/2021	MISC0000081	Miscellaneous	YEAR END EXPENSES/ADULT PROBATION	-128.00
08/31/2021	MISC0000082	Miscellaneous	YEAR END ADJUSTING ENTRIES/ADULT PR	-309.00
09/03/2021	MISC0000077	Miscellaneous	ADULT PROBATION/YEAR END ENTRIES	-995.00
09/03/2021	MISC0000078	Miscellaneous	ADULT PROBATION/YEAR END ENTRIES	262.48
09/03/2021	MISC0000079	Miscellaneous	ADULT PROBATION/YEAR END ENTRIES	1,704.95
09/30/2021	DFT0002486	Bank Draft	TEXAS COUNTY & DISTRICT RETIREMENT	-27,882.56
09/30/2021	DFT0002490	Bank Draft	TEXAS COUNTY & DISTRICT RETIREMENT	-34,516.65
09/30/2021	DFT0002492	Bank Draft	TEXAS COUNTY & DISTRICT RETIREMENT	-28,878.87
09/30/2021	DFT0002495	Bank Draft	TEXAS COUNTY & DISTRICT RETIREMENT	-9,723.00
09/30/2021	MISC0000080	Miscellaneous	YEAR END EXPENSES/ADULT PROBATION	128.00
09/30/2021	MISC0000083	Miscellaneous	YEAR END ADJUSTING ENTRIES/ADULT PR	309.00
10/07/2021	DFT0002498	Bank Draft	OFFICE OF THE A.G. CHILD SUPPORT DIV.	-292.27
10/21/2021	DFT0002501	Bank Draft	OFFICE OF THE A.G. CHILD SUPPORT DIV.	-292.27
10/26/2021	10312021	Bank Draft	EFILE QUARTERLY REPORT 3RD QTR. 2021	-4,483.36
10/26/2021	10312021	Bank Draft	SPECIALTY COURT PROG. 3RD QTR. 2021	-449.24
10/26/2021	10312021	Bank Draft	CIVIL FEES QUARTERLY REPORT 3RD QTR.	-11,320.30
10/27/2021	10312021	Bank Draft	STATE QUARTERLY REPORT 3RD QTR. 202	-17,413.33
10/29/2021	DEPR0000038	Deposit Reversal	CORRECTION OF POSTED TRANSACTION F	-1,140.00
10/31/2021	INT0000315	Interest	Interest Allocation	4,843.45
Total Cleared Other (23)				-131,548.40

Outstanding Checks

Item Date	Reference	Item Type	Description	Amount
11/02/2018	130812	Check	FORTENBERRY, THOMAS D.	-250.00
11/09/2018	130973	Check	SPIVEY, JACOB	-50.00
11/09/2018	130987	Check	WOODVILLE LIONS DEN	-75.00
12/10/2018	131285	Check	MORRIS, THERESAF	-10.00
04/12/2019	132677	Check	TEXAS DEPT. PARKS & WILDLIFE-MOSLEY	-113.05
05/15/2019	132973	Check	LAKE COUNTRY CHEVROLET,INC.	-224.25
06/06/2019	133200	Check	ALBRITTON, KEVIN LYNN	-50.00
06/26/2019	133440	Check	BIELECKI, STEVEN EDWIN	-50.00
06/26/2019	133452	Check	SIMMONS, RAY ALLEN	-10.00
08/29/2019	134112	Check	ADVANCED SYSTEMS & ALARMS SERVICES	-35.00

Outstanding Checks

Item Date	Reference	Item Type	Description	Amount
09/19/2019	134393	Check	STEPHENSON, SHELLY CSR	-130.50
10/10/2019	134556	Check	ENTERGY	-4,486.12
11/08/2019	134920	Check	ROCKLAND FIRST BAPTIST CHURCH	-25.00
11/08/2019	134928	Check	SPIVEY, JACOB	-60.00
12/18/2019	135422	Check	SERVICE BY SCOTT	-538.70
03/06/2020	136322	Check	WRIGHT, ERICA DIONE	-192.00
03/12/2020	136354	Check	Dajanaria Ross	-8.00
05/15/2020	136975	Check	MOFFETT, KASSI	-293.15
05/21/2020	137037	Check	ASTERIS, MARK	-50.00
07/01/2020	137399	Check	A T & T - 019 DATA PROC.	-1,094.95
07/17/2020	137628	Check	CARLOCK, LISA	-216.00
07/17/2020	137641	Check	HARMON, ANDREW	-50.00
07/17/2020	137658	Check	PADDIE, MICHAEL	-50.00
10/29/2020	138619	Check	DOLLAR GENERAL CORPORATION	-1,689.54
11/06/2020	138843	Check	KETHAN, EMMA	-72.00
11/09/2020	138715	Check	CHESTER BAPTIST CHURCH	-25.00
11/10/2020	138909	Check	HAVENS, GARY	-22.11
03/25/2021	140293	Check	TEXAS DEPT. PARKS & WILDLIFE-EDDINS	-59.50
03/25/2021	140294	Check	TEXAS DEPT. PARKS & WILDLIFE-MOSLEY	-59.50
07/15/2021	141529	Check	PAGE, NICKOLOS R.	-7.00
07/29/2021	141623	Check	GULF COAST A CRH COMPANY/JASPER	-200,511.12
08/12/2021	141784	Check	REYNOLDS, JOHN	-300.00
08/12/2021	141785	Check	RILEY FUNERAL HOME	-250.00
08/12/2021	141799	Check	TEXAS DEPT. PARKS & WILDLIFE-MOSLEY	-80.65
08/26/2021	141902	Check	WEATHERFORD, BRYAN/TYLER COUNTY SH	-40.00
08/26/2021	141903	Check	WEATHERFORD, BRYAN/TYLER COUNTY SH	-40.00
08/26/2021	141904	Check	WEATHERFORD, BRYAN/TYLER COUNTY SH	-40.00
09/23/2021	142213	Check	SPARKLETTS & SIERRA SPRINGS	-548.02
10/13/2021	142336	Check	QUILL CORPORATION	-103.68
10/13/2021	142337	Check	QUILL CORPORATION	-77.40
10/14/2021	142352	Check	DEBBIE'S HARDWARE	-86.77
10/14/2021	142356	Check	ELECTION SYSTEMS & SOFTWARE, INC.	-2,954.85
10/14/2021	142379	Check	PARKER'S BUILDING SUPPLY - WOODVILLI	-1,058.55
10/14/2021	142383	Check	POWERPLAN/DOGGETT MACH. SERVICES	-1,010.00
10/14/2021	142384	Check	POWERPLAN/DOGGETT MACH. SERVICES	-6,031.73
10/14/2021	142385	Check	POWERPLAN/DOGGETT MACH. SERVICES	-1,432.22
10/14/2021	142386	Check	QUILL CORPORATION	-162.41
10/14/2021	142387	Check	QUILL CORPORATION	-18.99
10/20/2021	142416	Check	AVATEL TECHNOLOGIES, INC.	-298.00
10/20/2021	142419	Check	CLINICAL SOLUTIONS	-676.04
10/20/2021	142425	Check	DIRECTV	-174.99
10/20/2021	142426	Check	EASON SERVICE CENTER	-237.15
10/20/2021	142427	Check	EAST TEXAS MACHINE	-435.00
10/20/2021	142431	Check	FEDEX	-80.42
10/20/2021	142439	Check	JASPER COUNTY	-9,474.56

Outstanding Checks

Item Date	Reference	Item Type	Description	Amount
10/20/2021	142440	Check	JASPER COUNTY TREASURER	-13,218.63
10/20/2021	142442	Check	K & G TRAILER SALES	-45.25
10/20/2021	142450	Check	PITNEY BOWES - PURCHASE POWER	-69.92
10/20/2021	142451	Check	PITNEY BOWES GLOBAL FINANCIAL SERVI	-226.77
10/20/2021	142453	Check	QUILL CORPORATION	-218.99
10/20/2021	142454	Check	QUILL CORPORATION	-145.98
10/20/2021	142455	Check	QUILL CORPORATION	-7.89
10/20/2021	142456	Check	QUILL CORPORATION	-79.15
10/20/2021	142457	Check	QUILL CORPORATION	-60.99
10/20/2021	142458	Check	QUILL CORPORATION	-450.85
10/20/2021	142459	Check	QUILL CORPORATION	-59.98
10/20/2021	142460	Check	QUILL CORPORATION	-164.99
10/20/2021	142462	Check	RISINGER, JAMES MICHAEL ATTY. AT LAW	-550.00
10/20/2021	142474	Check	TCH FAMILY MEDICAL CLINIC	-249.00
10/20/2021	142475	Check	TDCAA	-110.00
10/20/2021	142478	Check	TEXAS DOCUMENT SOLUTIONS INC./PHIL	-462.57
10/20/2021	142479	Check	TEXAS DOCUMENT SOLUTIONS INC./PHIL	-213.28
10/20/2021	142480	Check	TEXAS DOCUMENT SOLUTIONS INC./PHIL	-943.91
10/20/2021	142481	Check	TEXAS DOCUMENT SOLUTIONS, INC./AUS	-45.98
10/20/2021	142482	Check	TEXAS DOCUMENT SOLUTIONS, INC./AUS	-679.82
10/20/2021	142483	Check	TEXAS DOCUMENT SOLUTIONS, INC./AUS	-43.60
10/20/2021	142490	Check	TIPTON, JEREMY	-150.00
10/20/2021	142497	Check	VERIZON WIRELESS	-37.99
10/20/2021	142498	Check	VOTACALL, INC.	-120.00
10/21/2021	142500	Check	DERKSEN PORTABLE BUILDINGS	-14,049.00
10/22/2021	142501	Check	CHESTER VOLUNTEER FIRE DEPT.	-150.00
10/22/2021	142504	Check	DEPARTMENT OF INFORMATION RESOURC	-65.61
10/22/2021	142512	Check	NINTH COURT OF APPEALS	-15.00
10/22/2021	142513	Check	ROSS, JAMES	-37.10
10/22/2021	142514	Check	SHADY GROVE VOLUNTEER FIRE DEPT.	-150.00
10/22/2021	142515	Check	SHERIFFS' ASSOCIATION OF TEXAS	-25.00
10/22/2021	142516	Check	SPARKLETTS & SIERRA SPRINGS	-460.25
10/22/2021	142518	Check	TEXAS FOREST COUNTRY PARTNERSHIP	-750.00
10/22/2021	142519	Check	TYLER COUNTY HOSPITAL	-97.13
10/22/2021	142521	Check	WOODVILLE VOLUNTEER FIRE DEPT.	-150.00
10/28/2021	142524	Check	A T & T - 019 DATA PROC.	-1,042.74
10/28/2021	142525	Check	A T & T - 019 DATA PROC.	-2,088.89
10/28/2021	142526	Check	A T & T MOBILITY-CAROL STREAM	-1,820.79
10/28/2021	142527	Check	ABLES-LAND, INC.	-1,860.74
10/28/2021	142528	Check	ADVANCED SYSTEMS & ALARMS SERVICES	-35.00
10/28/2021	142529	Check	AVAYA FINANCIAL SERVICES	-169.85
10/28/2021	142530	Check	EAST TEXAS ASPHALT CO.	-5,952.52
10/28/2021	142531	Check	EAST TEXAS REGIONAL WATER PLANNING	-304.63
10/28/2021	142532	Check	ELECTION SYSTEMS & SOFTWARE, INC.	-352.14
10/28/2021	142533	Check	INDOFF OFFICE SUPPLIES	-569.00

Outstanding Checks

Item Date	Reference	Item Type	Description	Amount
10/28/2021	142534	Check	MCMASTER, RICHARD	-19.00
10/28/2021	142535	Check	MOORE, JIM JP PCT. 4	-685.98
10/28/2021	142536	Check	PITNEY BOWES - PURCHASE POWER	-15.11
10/28/2021	142537	Check	QUILL CORPORATION	-155.77
10/28/2021	142538	Check	QUILL CORPORATION	-50.08
10/28/2021	142539	Check	QUILL CORPORATION	-50.08
10/28/2021	142540	Check	SAM HOUSTON ELECTRIC COOPERATIVE, I	-90.86
10/28/2021	142541	Check	SAM HOUSTON STATE UNIVERSITY - CMIT	-225.00
10/28/2021	142542	Check	SPARKLIGHT	-205.93
10/28/2021	142543	Check	SPIVEY, JACOB	-1,049.68
10/28/2021	142544	Check	SYSTEM ACCESS	-880.00
10/28/2021	142545	Check	TCH FAMILY MEDICAL CLINIC	-83.00
10/28/2021	142546	Check	TEXAS ASSOCIATION OF COUNTIES/MEME	-200.00
10/28/2021	142547	Check	TEXAS DOCUMENT SOLUTIONS, INC./AUS	-573.96
10/28/2021	142548	Check	U.S. POSTAL SERVICE (POSTAGE-BY-PHOI	-1,200.00
10/28/2021	142549	Check	ULINE	-56.87
10/28/2021	142550	Check	VERIZON WIRELESS	-31.86
10/28/2021	142551	Check	VOTH, STEPHANIE	-58.62
10/28/2021	142552	Check	AFLAC INSURANCE	-8,155.42
10/28/2021	142559	Check	CRUSE, LYNNETTE/TYLER COUNTY TAX AS	-60.84
10/28/2021	142560	Check	HUDSON, CHARLES	-68.51
10/28/2021	142561	Check	ROSS, JAMES	-42.14
10/28/2021	142562	Check	STURROCK, STEVAN	-39.78
Total Outstanding Checks (123)				-298,618.34

Outstanding Other

Item Date	Reference	Item Type	Description	Amount
07/29/2021	141623	Check Reversal	GULF COAST A CRH COMPANY/JASPER Rev	200,511.12
07/31/2021	DFT0002461	Bank Draft	TEXAS COUNTY & DISTRICT RETIREMENT	-241.32
10/14/2021	142379	Check Reversal	PARKER'S BUILDING SUPPLY - WOODVILLI	1,058.55
10/31/2021	DFT0002497	Bank Draft	TEXAS COUNTY & DISTRICT RETIREMENT	-28,803.37
10/31/2021	DFT0002499	Bank Draft Reversal	TEXAS COUNTY & DISTRICT RETIREMENT	1,458.45
10/31/2021	DFT0002500	Bank Draft	TEXAS COUNTY & DISTRICT RETIREMENT	-29,227.40
Total Outstanding Other (6)				144,756.03

Voided Checks

Item Date	Reference	Item Type	Description	Amount
10/04/2021	142280	Check	Void Check	0.00
10/04/2021	142281	Check	Void Check	0.00
10/04/2021	142282	Check	Void Check	0.00
10/04/2021	142283	Check	Void Check	0.00
10/04/2021	142284	Check	Void Check	0.00

Voided Checks

Item Date	Reference	Item Type	Description	Amount
10/05/2021	142287	Check	Void Check	0.00
10/05/2021	142288	Check	Void Check	0.00
10/19/2021	142408	Check	Void Check	0.00
10/19/2021	142409	Check	Void Check	0.00
10/28/2021	142553	Check	Void Check	0.00
10/28/2021	142554	Check	Void Check	0.00
10/28/2021	142555	Check	Void Check	0.00
10/28/2021	142556	Check	Void Check	0.00
10/28/2021	142557	Check	Void Check	0.00
10/28/2021	142558	Check	Void Check	0.00
Total Voided Checks (15)				0.00



Tyler County, TX

Bank Statement Register

Transaction Summary

Transaction Type	Count	Outstanding	Cleared	Total
Bank Draft Reversal	1	1,458.45	0.00	1,458.45
Bank Draft	13	-58,272.09	-135,251.85	-193,523.94
Check	390	-298,618.34	-1,239,089.65	-1,537,707.99
Deposit	37	0.00	380,067.71	380,067.71
Check Reversal	2	201,569.67	0.00	201,569.67
Interest	1	0.00	4,843.45	4,843.45
Miscellaneous	10	0.00	0.30	0.30
Deposit Reversal	2	0.00	-1,140.30	-1,140.30
		-153,862.31	-990,570.34	-1,144,432.65



TYLER COUNTY
 % TYLER COUNTY TREASURER
 PO BOX 2070
 WOODVILLE TX 75979

Date 10/29/21 Page 1
 Account Number Ending 7098
 Enclosures 280

Effective July 1, 2021 First National Bank will begin charging a non-network fee of \$2.50 for each withdrawal made at an ATM not operated by First National Bank.

CHECKING ACCOUNTS

Please note the overdraft fee for Commercial Customers is increasing to \$35.00 per item effective June 1, 2021.

Call today to see how you can make deposits directly from your business! Save time and money with fewer trips to the bank. The first 3 months are on us!

P/F CONTRACT NOW		Number of Enclosures	280
Account Number	Ending 7098	Statement Dates	10/01/21 thru 10/31/21
Your Previous Balance	16,913,130.00	Days in the statement period	31
36 Plus Deposits	378,927.71	Average Ledger	16,293,645
259 Minus Checks	1,374,341.50	Average Collected	16,290,864
Minus Service Charge	.00	Interest Earned	4,843.45
Plus Interest Paid	4,843.45	Annual Percentage Yield Earned	0.35%
Equals New Balance	15,922,559.66	2021 Interest Paid	41,175.10

DEPOSITS

Date	Description	Amount
10/01	DDA REGULAR DEPOSIT	562.00 ✓
10/01	DDA REGULAR DEPOSIT	2,722.50 ✓
10/01	DDA REGULAR DEPOSIT	12,104.49 ✓
10/04	INV-PAYMTS COMP JUDICIARY 1746000089 10/04/21 ID #-17460025764016 TRACE #-021000027395900	5,000.00 ✓
10/05	DDA REGULAR DEPOSIT	37.10 ✓
10/05	DDA REGULAR DEPOSIT	2,939.10 ✓
10/05	DDA REGULAR DEPOSIT	7,859.25 ✓
10/06	DDA REGULAR DEPOSIT	1,400.30 ✓



Date 10/29/21 Page 2
 Account Number Ending 7098
 Enclosures 280

P/F CONTRACT NOW Ending 7098 (Continued)

DEPOSITS		
Date	Description	Amount
10/08	INV-PAYMTS CPA STATE FISCAL 1746000089 10/08/21 ID #-17460025764021 TRACE #-021000028270239	86,310.32 ✓
10/12	INV-PAYMTS COMP JUDICIARY 1746000089 10/12/21 ID #-70063815917008 TRACE #-021000027305919	9,166.66 ✓
10/12	DDA REGULAR DEPOSIT	42.96 ✓
10/12	DDA REGULAR DEPOSIT	198.00 ✓
10/14	INV-PAYMTS CPA STATE FISCAL 1746000089 10/14/21 ID #-17460025764021 TRACE #-021000029902826	28,784.82 ✓
10/14	DDA REGULAR DEPOSIT	158.68 ✓
10/14	DDA REGULAR DEPOSIT	6,837.00 ✓
10/15	INV-PAYMTS CPA STATE FISCAL 1746000089 10/15/21 ID #-17460025764021 TRACE #-021000028942935	534.63 ✓
10/15	DDA REGULAR DEPOSIT	1,585.00 ✓
10/15	DDA REGULAR DEPOSIT	2,118.80 ✓
10/18	INV-PAYMTS TX AGRICULTURE 1746000089 10/18/21 ID #-17460025764011 TRACE #-021000026105472	19,207.25 ✓
10/18	DDA REGULAR DEPOSIT	160.27 ✓
10/18	DDA REGULAR DEPOSIT	252.26 ✓
10/18	DDA REGULAR DEPOSIT	489.00 ✓
10/18	DDA REGULAR DEPOSIT	574.00 ✓
10/19	DDA REGULAR DEPOSIT	224.11 ✓
10/19	DDA REGULAR DEPOSIT	2,528.20 ✓
10/19	DDA REGULAR DEPOSIT	4,136.80 ✓



Date 10/29/21 Page 3
 Account Number Ending 7098
 Enclosures 280

P/F CONTRACT NOW

Ending 7098 (Continued)

DEPOSITS		
Date	Description	Amount
10/19	DDA REGULAR DEPOSIT	5,597.84 ✓
10/19	DDA REGULAR DEPOSIT	9,236.20 ✓
10/19	DDA REGULAR DEPOSIT	108,767.65 ✓
10/21	DDA REGULAR DEPOSIT	25.00 ✓
10/25	DDA REGULAR DEPOSIT	3,267.27 ✓
10/26	INV-PAYMTS OFC COURT ADMIN 1746000089 10/26/21 ID #-17460025764012 TRACE #-021000029111779	6,293.75 ✓
10/26	DDA REGULAR DEPOSIT	2,318.70 ✓
10/26	DDA REGULAR DEPOSIT	2,624.20 ✓
10/27	INV-PAYMTS JUVENILE JUSTICE 1746000089 10/27/21 ID #-17460025764021 TRACE #-021000026228022	43,649.00 ✓
10/27	DDA REGULAR DEPOSIT	1,214.60 ✓
10/31	INTEREST PAID 31 DAYS	4,843.45 ✓

CHECKS AND WITHDRAWALS		
Date	Description	Amount
10/06	EXPERTPAY EXPERTPAY 1131996647 10/06/21 ID #-746002576 TRACE #-091000018430875	292.27 ✓
10/15	RECEIVABLE TEXAS COUNTY DRS 9086398001 10/15/21 ID #-0328 TRACE #-021000025246931	101,001.08 ✓
10/20	EXPERTPAY EXPERTPAY 1131996647 10/20/21 ID #-746002576 TRACE #-091000017870149	292.27 ✓



Date 10/29/21 Page 4
 Account Number Ending 7098
 Enclosures 280

P/F CONTRACT NOW Ending 7098 (Continued)

CHECKS AND WITHDRAWALS		
Date	Description	Amount
10/28	TEXNET STATE COMPTRLR 1846000199 10/28/21 ID #-04083261/11027 TRACE #-021000024851395	449.24 ✓
10/28	TEXNET STATE COMPTRLR 1846000199 10/28/21 ID #-04083284/11027 TRACE #-021000024851396	4,483.36 ✓
10/28	TEXNET STATE COMPTRLR 1846000199 10/28/21 ID #-04083310/11027 TRACE #-021000024851397	11,320.30 ✓
10/28	TEXNET STATE COMPTRLR 1846000199 10/28/21 ID #-04083384/11027 TRACE #-021000024851399	17,413.33 ✓

CHECKS IN SERIAL NUMBER ORDER					
Date	Check No	Amount	Date	Check No	Amount
10/06	139212	3.69 ✓	10/13	141377*	28.05
10/13	141951*	2,215.50	10/01	141955*	726.99
10/04	142024*	100.00	10/04	142037*	400.00
10/20	142048*	210.00	10/19	142051*	200.00
10/01	142083*	800.19	10/01	142091*	34.75
10/04	142096*	440.00	10/04	142149*	2,000.00
10/05	142175*	706.83	10/12	142176	100.00
10/22	142189*	2,252.34	10/05	142193*	696.90
10/06	142200*	8,796.78	10/08	142204*	4,977.02
10/05	142207*	300.00	10/07	142208	20.03
10/08	142210*	71.76	10/08	142211	6.18
10/04	142215*	83.00	10/05	142216	172.02
10/18	142217	167.50	10/18	142218	898.96

*Indicates Skip in Check Number



Date 10/29/21 Page 5
 Account Number Ending 7098
 Enclosures 280

P/F CONTRACT NOW Ending 7098 (Continued)

CHECKS IN SERIAL NUMBER ORDER					
Date	Check No	Amount	Date	Check No	Amount
10/01	142220*	394.80	10/14	142221	92.40
10/04	142222	63.46	10/04	142223	6.42
10/07	142225*	250.00	10/01	142226	795.00
10/05	142228*	8,603.92	10/06	142235*	2,280.24
10/04	142237*	13,553.79	10/06	142241*	26.50
10/05	142242	140.20	10/07	142243	1,659.80
10/12	142244	85.35	10/12	142245	117.63
10/06	142246	998.29	10/06	142247	2,729.89
10/07	142248	20,876.34	10/05	142249	260.00
10/08	142250	1,492.50	10/12	142251	250.00
10/08	142252	2,875.00	10/04	142253	592.97
10/04	142254	845.00	10/14	142255	128.27
10/08	142256	31.50	10/08	142257	59.19
10/08	142258	25.60	10/08	142259	28.40
10/08	142260	26.32	10/08	142261	635.66
10/08	142262	24.45	10/08	142263	22.81
10/08	142264	612.15	10/05	142265	1,026.21
10/12	142266	252.24	10/08	142267	63.46
10/06	142268	75.98	10/06	142269	37.99
10/06	142270	97,627.85	10/01	142276*	51,479.90
10/07	142277	200,511.12	10/08	142278	17,479.00
10/18	142279	4,239.39	10/12	142285*	82,182.40
10/06	142286	42,661.33	10/06	142289*	146,444.78
10/14	142290	187.50	10/12	142291	706.83
10/29	142292	100.00	10/14	142293	567.54
10/14	142294	126.00	10/22	142295	1,500.00
10/13	142296	175.00	10/14	142297	239.42
10/13	142298	540.00	10/15	142299	4,200.00
10/13	142300	213.50	10/18	142301	42.96
10/13	142302	125.00	10/12	142303	471.00
10/29	142304	900.00	10/28	142305	100.00
10/14	142306	182.99	10/12	142307	910.00

*Indicates Skip in Check Number





Date 10/29/21 Page 6
 Account Number Ending 7098
 Enclosures 280

P/F CONTRACT NOW Ending 7098 (Continued)

CHECKS IN SERIAL NUMBER ORDER					
Date	Check No	Amount	Date	Check No	Amount
10/12	142308	460.00	10/13	142309	74.65
10/13	142310	1,750.00	10/14	142311	5,745.20
10/08	142312	250.00	10/13	142313	213.50
10/21	142314	520.13	10/18	142315	24.00
10/12	142316	600.56	10/13	142317	452.00
10/08	142318	1,001.04	10/13	142319	325.00
10/15	142320	1,761.85	10/20	142321	38.07
10/20	142322	38.03	10/12	142323	250.00
10/14	142324	5.94	10/14	142325	144.99
10/19	142326	775.00	10/08	142327	735.36
10/21	142328	1,820.72	10/19	142329	25.00
10/19	142330	22.61	10/20	142331	3,083.49
10/26	142332	995.00	10/19	142333	111.11
10/19	142334	19.90	10/25	142335	240.00
10/19	142338*	939.62	10/20	142339	132.23
10/28	142340	90.65	10/28	142341	218.34
10/21	142342	27.13	10/21	142343	896.01
10/25	142344	188.33	10/22	142345	1,618.50
10/20	142346	553.34	10/20	142347	2,020.00
10/22	142348	114.73	10/22	142349	196.00
10/19	142350	312.91	10/19	142351	210.16
10/22	142353*	2,515.43	10/25	142354	1,382.73
10/21	142355	2,663.85	10/25	142357*	27.89
10/19	142358	13,239.81	10/19	142359	235.37
10/26	142360	400.00	10/19	142361	595.00
10/21	142362	96.40	10/19	142363	2,418.75
10/19	142364	1,057.50	10/26	142365	1,059.00
10/22	142366	910.06	10/18	142367	2,314.31
10/22	142368	2,954.74	10/18	142369	75.00
10/21	142370	405.98	10/20	142371	1,500.00
10/20	142372	2,492.36	10/20	142373	313.00
10/18	142374	900.00	10/20	142375	304.58

*Indicates skip in check Number



Date 10/29/21 Page 7
 Account Number Ending 7098
 Enclosures 280

P/F CONTRACT NOW Ending 7098 (Continued)

CHECKS IN SERIAL NUMBER ORDER					
Date	Check No	Amount	Date	Check No	Amount
10/21	142376	717.05	10/19	142377	471.07
10/25	142378	472.41	10/22	142380*	8,200.00
10/28	142381	270.00	10/21	142382	908.65
10/21	142388*	1,500.00	10/20	142389	641.46
10/18	142390	20,936.75	10/22	142391	54.20
10/20	142392	123.27	10/20	142393	673.00
10/20	142394	4,669.91	10/18	142395	325.00
10/27	142396	116.96	10/22	142397	1,121.94
10/20	142398	67.75	10/22	142399	322.96
10/26	142400	36.68	10/19	142401	7,620.76
10/22	142402	126.92	10/21	142403	108.41
10/27	142404	9,852.61	10/28	142405	1,661.10
10/20	142406	157,959.51	10/20	142407	45,519.59
10/27	142410*	262.50	10/21	142411	706.83
10/29	142412	100.00	10/28	142413	30.16
10/27	142414	3,272.18	10/29	142415	325.95
10/26	142417*	220.53	10/25	142418	421.00
10/28	142420*	210.00	10/26	142421	48.00
10/27	142422	14.32	10/27	142423	353.00
10/29	142424	2,340.00	10/27	142428*	3,750.00
10/25	142429	4,288.95	10/26	142430	1,717.54
10/26	142432*	32,324.68	10/28	142433	211.88
10/26	142434	250.00	10/26	142435	534.46
10/26	142436	7,807.59	10/26	142437	2,500.00
10/26	142438	154.87	10/29	142441*	914.00
10/27	142443*	732.88	10/27	142444	449.95
10/27	142445	4,114.78	10/27	142446	358.92
10/28	142447	186.00	10/27	142448	1,008.57
10/26	142449	430.00	10/29	142452*	14.95
10/28	142461*	11,948.00	10/29	142463*	964.24
10/26	142464	46.21	10/26	142465	8,856.63
10/26	142466	800.00	10/26	142467	228.66

*Indicates Skip in Check Number



Date 10/29/21 Page 8
 Account Number Ending 7098
 Enclosures 280

P/F CONTRACT NOW Ending 7098 (Continued)

CHECKS IN SERIAL NUMBER ORDER					
Date	Check No	Amount	Date	Check No	Amount
10/26	142468	167.36	10/26	142469	204.82
10/26	142470	31,779.00	10/25	142471	150.00
10/21	142472	455.00	10/21	142473	150.00
10/27	142476*	225.00	10/28	142477	128.10
10/29	142484*	25.28	10/26	142485	968.80
10/26	142486	968.80	10/28	142487	574.00
10/28	142488	574.00	10/28	142489	574.00
10/25	142491*	22,578.00	10/28	142492	63.46
10/28	142493	206.10	10/28	142494	37.99
10/29	142495	37.99	10/29	142496	738.69
10/29	142499*	155.00	10/26	142502*	483.20
10/27	142503	353.00	10/26	142505*	3,705.53
10/28	142506	125.00	10/26	142507	332.96
10/27	142508	110.01	10/25	142509	1,300.00
10/25	142510	467.60	10/29	142511	135.00
10/26	142517*	195.00	10/28	142520*	63.46
10/25	142522*	930.67	10/25	142523	3,526.05

*Indicates Skip in Check Number

DAILY BALANCE INFORMATION					
Date	Balance	Date	Balance	Date	Balance
10/01	16,874,287.36	10/04	16,861,202.72	10/05	16,860,132.09
10/06	16,559,556.80	10/07	16,336,239.51	10/08	16,392,132.43
10/12	16,315,154.04	10/13	16,309,041.84	10/14	16,337,402.09
10/15	16,234,677.59	10/18	16,225,436.50	10/19	16,327,672.73
10/20	16,107,040.87	10/21	16,096,089.71	10/22	16,074,201.89
10/25	16,041,495.53	10/26	15,955,516.86	10/27	15,975,405.78
10/28	15,924,467.31	10/29	15,917,716.21	10/31	15,922,559.66

INTEREST RATE SUMMARY	
9/30	.35%



Tyler County, TX

Bank Statement Register

Small Business Loan

Period 10/1/2021 - 10/31/2021

Bank Statement		General Ledger	
Beginning Balance	0.00	Account Balance	0.00
Plus Debits	552.50	Less Outstanding Debits	557.50
Less Credits	0.00	Plus Outstanding Credits	1,110.00
Adjustments	0.00	Adjustments	0.00
Ending Balance	552.50	Adjusted Account Balance	552.50

Statement Ending Balance	552.50
Bank Difference	0.00
General Ledger Difference	0.00

CASH BALANCE CONSISTS OF THE FOLLOWING GENERAL LEDGER ACCOUNTS

- 039-10100 TREASURER'S CHECKING
- 039-10201 SMALL BUSINESS LOAN #086-850

Cleared Deposits

Item Date	Reference	Item Type	Description	Amount
10/20/2021	<u>DEP0013649</u>	Deposit	CLPKT04627 BG:Currency	552.50
Total Cleared Deposits (1)				552.50

Outstanding Deposits

Item Date	Reference	Item Type	Description	Amount
09/22/2021	<u>DEP0013514</u>	Deposit	CLPKT04582 BG:Currency	557.50
Total Outstanding Deposits (1)				557.50

Outstanding Checks

Item Date	Reference	Item Type	Description	Amount
09/21/2021	<u>1131</u>	Check	TEXAS DEPT. OF AGRICULTURE	-557.50
10/25/2021	<u>1132</u>	Check	TEXAS DEPT. OF AGRICULTURE	-552.50
Total Outstanding Checks (2)				-1,110.00



Tyler County, TX

Bank Statement Register

Transaction Summary

Transaction Type	Count	Outstanding	Cleared	Total
Check	2	-1,110.00	0.00	-1,110.00
Deposit	2	557.50	552.50	1,110.00
		-552.50	552.50	0.00



FIRST
National Bank

Member FDIC

TYLER COUNTY SMALL BUS LOAN FUND
% TYLER COUNTY TREASURER
PO BOX 2070
WOODVILLE TX 75979

Date 10/29/21 Page 1
Account Number Ending 6850
Enclosures 1

Effective July 1, 2021 First National Bank will begin charging a non-network fee of \$2.50 for each withdrawal made at an ATM not operated by First National Bank.

CHECKING ACCOUNTS

Please note the overdraft fee for Commercial Customers is increasing to \$35.00 per item effective June 1, 2021.

Call today to see how you can make deposits directly from your business! Save time and money with fewer trips to the bank. The first 3 months are on us!

Public Fund Reg. Ck		Number of Enclosures	1
Account Number	Ending 6850	Statement Dates 10/01/21 thru 10/31/21	31
Your Previous Balance	.00	Days in the statement period	231
1 Plus Deposits	552.50	Average Ledger	213
Minus Checks	.00	Average Collected	213
Minus Service Charge	.00		
Plus Interest Paid	.00		
Equals New Balance	552.50		

DEPOSITS

Date	Description	Amount
10/19	DDA REGULAR DEPOSIT	552.50

DAILY BALANCE INFORMATION

Date	Balance	Date	Balance
10/01	.00	10/19	552.50



Tyler County, TX

Bank Statement Register

TC Chapter 19

Period 10/1/2021 - 10/31/2021

Bank Statement		General Ledger	
Beginning Balance	5,000.05	Account Balance	5,000.05
Plus Debits	0.00	Less Outstanding Debits	0.00
Less Credits	0.00	Plus Outstanding Credits	0.00
Adjustments	0.00	Adjustments	0.00
Ending Balance	5,000.05	Adjusted Account Balance	5,000.05
Statement Ending Balance		5,000.05	
Bank Difference		0.00	
General Ledger Difference		0.00	

CASH BALANCE CONSISTS OF THE FOLLOWING GENERAL LEDGER ACCOUNTS

012-10211

TC CHAPTER 19



TYLER COUNTY CHAPTER 19
 % TYLER COUNTY TREASURER
 PO BOX 2070
 WOODVILLE TX 75979

Date 10/29/21 Page 1
 Account Number Ending 7296
 Enclosures

Effective July 1, 2021 First National Bank will begin charging a non-network fee of \$2.50 for each withdrawal made at an ATM not operated by First National Bank.

CHECKING ACCOUNTS

Please note the overdraft fee for Commercial Customers is increasing to \$35.00 per item effective June 1, 2021.

Call today to see how you can make deposits directly from your business! Save time and money with fewer trips to the bank. The first 3 months are on us!

Public Fund Reg. Ck		Number of Enclosures	0
Account Number	Ending 7296	Statement Dates	10/01/21 thru 10/31/21
Your Previous Balance	5,000.05	Days in the statement period	31
Plus Deposits	.00	Average Ledger	5,000
Minus Checks	.00	Average Collected	5,000
Minus Service Charge	.00		
Plus Interest Paid	.00		
Equals New Balance	5,000.05		

DAILY BALANCE INFORMATION

Date	Balance
10/01	5,000.05

FOR A CHANGE OF NAME OR ADDRESS PLEASE COMPLETE THE FORM BELOW.

NAME _____

ADDRESS _____

CITY _____ STATE _____ ZIP _____

SOCIAL SECURITY _____ DATE ____ / ____ / ____

CLIP AND RETURN TO BANK

HOW TO BALANCE YOUR ACCOUNT

1. Subtract from your check register any service, miscellaneous, or automatic charge(s) posted on this statement.
2. Mark (✓) your register after each check listed on front of statement.
3. Check off deposits shown on the statement against those shown in your check register.
4. Complete the form at right.
5. The final "balance" in the form to the right should agree with your check register balance. If it does not, read "HINTS FOR FINDING DIFFERENCES" below.

HINTS FOR FINDING DIFFERENCES

Recheck all additions and subtractions or corrections.

Verify the carryover balance from page to page in your check register.

Make sure you have subtracted the service or miscellaneous charge(s) from your check register balance.

NEW BALANCE		\$	
TRANSFER AMOUNT FROM OTHER SIDE			
ADD			
DEPOSITS MADE SINCE ENDING DATE ON STATEMENT			
SUB TOTAL		\$	
CHECKS NOT LISTED ON THIS OR PRIOR STATEMENTS			
NUMBER	AMOUNT		
TOTAL CHECKS NOT LISTED			
SUBTRACT TOTAL CHECKS NOT LISTED FROM SUB-TOTAL ABOVE		BALANCE	\$

THIS SHOULD AGREE WITH YOUR CHECK REGISTER BALANCE

In Case of Errors or Questions About Your Electronic Transfers. Telephone us at (409) 384-3486 or write us at P.O. Box 700, Jasper, Tx. 75951, as soon as you can if you think your statement or receipt is wrong or if you need more information about a transfer on the statement or receipt. We must hear from you no later than 60 days after we sent you the first statement on which the error or problem appeared.

- (1) Tell us your name and account number (if any).
- (2) Describe the error or the transfer you are unsure about, and explain as clearly as you can why you believe there is an error or why you need more information.
- (3) Tell us the dollar amount of the suspected error. We will investigate your complaint and will correct any error promptly. If we take more than 10 business days to do this, we will recredit your account for the amount you think is in error, so that you will have use of the money during the time it takes us to complete our investigation.

The **AVERAGE DAILY BALANCE** for each indicated range of balances is the sum of the individual daily loan balances within that range divided by the number of days the loan is outstanding during the billing cycle. The average daily balance for each range is multiplied by this number of days and by the periodic rate for each range. To determine the amount of the **FINANCE CHARGE** for that range, if more than one range is indicated, add the amounts together.

SAVINGS ACCOUNT CUSTOMERS

Consumers may request account disclosures containing terms, fees and rate information, pertaining to their accounts. Write us at the address or call us at the telephone number shown on the front of this statement.

THANK YOU!



Tyler County, TX

Bank Statement Register

TCDGB SENIOR CENTER PROJECT

Period 10/1/2021 - 10/31/2021

Bank Statement		General Ledger	
Beginning Balance	0.00	Account Balance	0.00
Plus Debits	0.00	Less Outstanding Debits	0.00
Less Credits	0.00	Plus Outstanding Credits	0.00
Adjustments	0.00	Adjustments	0.00
Ending Balance	0.00	Adjusted Account Balance	0.00
Statement Ending Balance			0.00
Bank Difference			0.00
General Ledger Difference			0.00

CASH BALANCE CONSISTS OF THE FOLLOWING GENERAL LEDGER ACCOUNTS

108-10105

TCDGB SENIOR CITIZEN CENTER



FIRST
National Bank

Member FDIC

TYLER COUNTY
 2015 TX COMMUNITY DVLMT BLCK GRANT
 PROGRAM CNT 7215491(SR CITIZEN PROJECT)
 100 WEST BLUFF ST RM 103
 WOODVILLE TX 75979

Date 10/29/21 Page 1
 Account Number Ending 8682
 Enclosures

Effective July 1, 2021 First National Bank will begin charging a non-network fee of \$2.50 for each withdrawal made at an ATM not operated by First National Bank.

CHECKING ACCOUNTS

Please note the overdraft fee for Commercial Customers is increasing to \$35.00 per item effective June 1, 2021.

Call today to see how you can make deposits directly from your business! Save time and money with fewer trips to the bank. The first 3 months are on us!

Public Fund Reg. Ck		Number of Enclosures	0
Account Number	Ending 8682	Statement Dates 10/01/21 thru 10/31/21	
Your Previous Balance	.00	Days in the statement period	31
Plus Deposits	.00	Average Ledger	0
Minus Checks	.00	Average Collected	0
Minus Service Charge	.00		
Plus Interest Paid	.00		
Equals New Balance	.00		

DAILY BALANCE INFORMATION

Date	Balance
10/01	.00

FOR A CHANGE OF NAME OR ADDRESS PLEASE COMPLETE THE FORM BELOW.

NAME _____

ADDRESS _____

CITY _____ STATE _____ ZIP _____

SOCIAL SECURITY _____ DATE ____/____/____

CLIP AND RETURN TO BANK

HOW TO BALANCE YOUR ACCOUNT

1. Subtract from your check register any service, miscellaneous, or automatic charge(s) posted on this statement.
2. Mark (✓) your register after each check listed on front of statement.
3. Check off deposits shown on the statement against those shown in your check register.
4. Complete the form at right.
5. The final "balance" in the form to the right should agree with your check register balance. If it does not, read "HINTS FOR FINDING DIFFERENCES" below.

HINTS FOR FINDING DIFFERENCES

- Recheck all additions and subtractions or corrections.
- Verify the carryover balance from page to page in your check register.
- Make sure you have subtracted the service or miscellaneous charge(s) from your check register balance.

NEW BALANCE			
TRANSFER AMOUNT FROM OTHER SIDE		\$	
ADD			
DEPOSITS MADE SINCE ENDING DATE ON STATEMENT			
SUB TOTAL		\$	
CHECKS NOT LISTED ON THIS OR PRIOR STATEMENTS			
NUMBER	AMOUNT		
TOTAL CHECKS NOT LISTED			
SUBTRACT TOTAL CHECKS NOT LISTED FROM SUB-TOTAL ABOVE			
BALANCE		\$	

THIS SHOULD AGREE WITH YOUR CHECK REGISTER BALANCE

In Case of Errors or Questions About Your Electronic Transfers.
Telephone us at (409) 384-3486 or write us at P.O. Box 700, Jasper, Tx. 75951, as soon as you can if you think your statement or receipt is wrong or if you need more information about a transfer on the statement or receipt. We must hear from you no later than 60 days after we sent you the first statement on which the error or problem appeared.

- (1) Tell us your name and account number (if any).
- (2) Describe the error or the transfer you are unsure about, and explain as clearly as you can why you believe there is an error or why you need more information.
- (3) Tell us the dollar amount of the suspected error. We will investigate your complaint and will correct any error promptly. If we take more than 10 business days to do this, we will recredit your account for the amount you think is in error, so that you will have use of the money during the time it takes us to complete our investigation.

The AVERAGE DAILY BALANCE for each indicated range of balances is the sum of the individual daily loan balances within that range divided by the number of days the loan is outstanding during the billing cycle. The average daily balance for each range is multiplied by this number of days and by the periodic rate for each range. To determine the amount of the FINANCE CHARGE for that range, if more than one range is indicated, add the amounts together.

SAVINGS ACCOUNT CUSTOMERS

Consumers may request account disclosures containing terms, fees and rate information, pertaining to their accounts. Write us at the address or call us at the telephone number shown on the front of this statement.

THANK YOU!



Tyler County, TX

Bank Statement Register

Payroll BNK

Period 10/1/2021 - 10/31/2021

Bank Statement

General Ledger

Beginning Balance	39,268.37	Account Balance	0.00
Plus Debits	399,585.53	Less Outstanding Debits	0.00
Less Credits	432,163.85	Plus Outstanding Credits	6,690.05
Adjustments	0.00	Adjustments	0.00
Ending Balance	6,690.05	Adjusted Account Balance	6,690.05

Statement Ending Balance	6,690.05
Bank Difference	0.00
General Ledger Difference	0.00

CASH BALANCE CONSISTS OF THE FOLLOWING GENERAL LEDGER ACCOUNTS

093-10300 PAYROLL ACCOUNT #076-935

Cleared Deposits

Item Date	Reference	Item Type	Description	Amount
10/06/2021	<u>DEP0013586</u>	Deposit	CLPKT04606 BG:Currency	189,106.11
10/20/2021	<u>DEP0013643</u>	Deposit	CLPKT04625 BG:Currency	203,479.10
10/25/2021	<u>DEP0013658</u>	Deposit	CLPKT04630 BG:Currency	4,456.72
Total Cleared Deposits (3)				397,041.93

Cleared Checks

Item Date	Reference	Item Type	Description	Amount
08/26/2021	<u>89690</u>	Check	89690	-213.37
08/31/2021	<u>89697</u>	Check	89697	-3,412.92
09/09/2021	<u>89702</u>	Check	89702	-256.05
09/21/2021	<u>89711</u>	Check	89711	-2,468.09
09/21/2021	<u>89731</u>	Check	89731	-2,688.11
09/21/2021	<u>89744</u>	Check	89744	-2,540.86
09/21/2021	<u>89761</u>	Check	89761	-2,747.65
09/21/2021	<u>89774</u>	Check	89774	-2,668.27
09/21/2021	<u>89775</u>	Check	89775	-2,463.09
09/22/2021	<u>89792</u>	Check	89792	-2,727.80
09/22/2021	<u>89805</u>	Check	89805	-2,727.80
09/22/2021	<u>89806</u>	Check	89806	-2,668.27
09/23/2021	<u>89782</u>	Check	89782	-213.37
09/23/2021	<u>89786</u>	Check	89786	-384.07
10/07/2021	<u>89808</u>	Check	89808	-197.71
10/07/2021	<u>89809</u>	Check	89809	-1,010.60
10/07/2021	<u>89810</u>	Check	89810	-750.94

Cleared Checks

Item Date	Reference	Item Type	Description	Amount
10/07/2021	<u>89811</u>	Check	89811	-1,025.82
10/07/2021	<u>89812</u>	Check	89812	-103.41
10/07/2021	<u>89813</u>	Check	89813	-829.66
10/07/2021	<u>89814</u>	Check	89814	-100.00
10/07/2021	<u>89815</u>	Check	89815	-639.08
10/21/2021	<u>89816</u>	Check	89816	-243.34
10/21/2021	<u>89817</u>	Check	89817	-213.37
10/21/2021	<u>89818</u>	Check	89818	-750.97
10/21/2021	<u>89819</u>	Check	89819	-231.44
10/21/2021	<u>89820</u>	Check	89820	-1,190.01
Total Cleared Checks (27)				-35,466.07

Cleared Other

Item Date	Reference	Item Type	Description	Amount
10/07/2021	<u>DFT0002503</u>	Bank Draft Reversal	UNITED STATES TREASURY-IRS	2,543.60
10/07/2021	<u>DFT0002504</u>	Bank Draft	UNITED STATES TREASURY-IRS	-45,204.93
10/07/2021	<u>EFT0000016</u>	EFT	Payroll EFT	-149,812.21
10/21/2021	<u>DFT0002502</u>	Bank Draft	UNITED STATES TREASURY-IRS	-45,519.59
10/21/2021	<u>DFT0002505</u>	Bank Draft	UNITED STATES TREASURY-IRS	-930.67
10/21/2021	<u>EFT0000017</u>	EFT	Payroll EFT	-155,230.38
Total Cleared Other (6)				-394,154.18

Outstanding Checks

Item Date	Reference	Item Type	Description	Amount
03/26/2020	<u>89197</u>	Check	DINGER, ISAAC MITCHELL	-500.61
10/08/2020	<u>89380</u>	Check	89380	-35.19
10/08/2020	<u>89386</u>	Check	89386	-9.74
10/08/2020	<u>89390</u>	Check	89390	-3.35
10/08/2020	<u>89393</u>	Check	89393	-19.27
10/08/2020	<u>89398</u>	Check	89398	-20.36
10/08/2020	<u>89406</u>	Check	89406	-0.39
10/08/2020	<u>89420</u>	Check	89420	-7.00
09/21/2021	<u>89714</u>	Check	89714	-2,468.09
10/21/2021	<u>89821</u>	Check	89821	-100.00
10/21/2021	<u>89822</u>	Check	89822	-990.08
10/21/2021	<u>89823</u>	Check	89823	-415.57
10/21/2021	<u>89824</u>	Check	89824	-1,084.03
10/21/2021	<u>89825</u>	Check	89825	-303.41
10/21/2021	<u>89826</u>	Check	89826	-732.96
Total Outstanding Checks (15)				-6,690.05



Tyler County, TX

Bank Statement Register

Transaction Summary

Transaction Type	Count	Outstanding	Cleared	Total
Bank Draft Reversal	1	0.00	2,543.60	2,543.60
Bank Draft	3	0.00	-91,655.19	-91,655.19
Check	42	-6,690.05	-35,466.07	-42,156.12
Deposit	3	0.00	397,041.93	397,041.93
EFT	2	0.00	-305,042.59	-305,042.59
		-6,690.05	-32,578.32	-39,268.37



TYLER COUNTY PAYROLL ACCT
 % TYLER COUNTY TREASURER
 PO BOX 2070
 WOODVILLE TX 75979

Date 10/29/21 Page 1
 Account Number Ending 6935
 Enclosures 30

Effective July 1, 2021 First National Bank will begin charging a non-network fee of \$2.50 for each withdrawal made at an ATM not operated by First National Bank.

CHECKING ACCOUNTS

Please note the overdraft fee for Commercial Customers is increasing to \$35.00 per item effective June 1, 2021.

Call today to see how you can make deposits directly from your business! Save time and money with fewer trips to the bank. The first 3 months are on us!

Public Fund Reg. Ck		Number of Enclosures	30
Account Number	Ending 6935	Statement Dates	10/01/21 thru 10/31/21
Your Previous Balance	39,268.37	Days in the statement period	31
3 Plus Deposits	397,041.93	Average Ledger	25,572
32 Minus Checks	429,620.25	Average Collected	25,572
Minus Service Charge	.00		
Plus Interest Paid	.00		
Equals New Balance	6,690.05		

DEPOSITS

Date	Description	Amount
10/06	DDA REGULAR DEPOSIT	189,106.11 ✓
10/20	DDA REGULAR DEPOSIT	203,479.10 ✓
10/25	DDA REGULAR DEPOSIT	4,456.72 ✓

CHECKS AND WITHDRAWALS

Date	Description	Amount
10/07	USATAXPYMT IRS	45,204.93 ✓
	3387702000 10/07/21	
	ID #-270168002368030	
	TRACE #-061036010027354	



FIRST
National Bank
 Member FDIC

Date 10/29/21 Page 2
 Account Number Ending 6935
 Enclosures 30

Public Fund Reg. Ck Ending 6935 (Continued)

CHECKS AND WITHDRAWALS		
Date	Description	Amount
10/07	PAYROLL DD TYLER COUNTY 74-6002576 10/07/21 ID #-	149,812.21 ✓
10/21	TRACE #-113123560050177 USATAXPYMT IRS 3387702000 10/21/21 ID #-270169441783899	42,975.99 ✓
10/21	TRACE #-061036010024917 PAYROLL DD TYLER COUNTY 74-6002576 10/21/21 ID #-	155,230.38 ✓
10/25	TRACE #-113123560050178 USATAXPYMT IRS 3387702000 10/25/21 ID #-270169881973961 TRACE #-061036010003107	930.67 ✓

CHECKS IN SERIAL NUMBER ORDER					
Date	Check No	Amount	Date	Check No	Amount
10/06	89690	213.37	10/04	89806	2,668.27 ✓
10/15	89697*	3,412.92	10/12	89808*	197.71 ✓
10/12	89702*	256.05	10/08	89809	1,010.60
10/06	89711*	2,468.09	10/08	89810	750.94
10/06	89731*	2,688.11	10/08	89811	1,025.82
10/05	89744*	2,540.86	10/18	89812	103.41
10/08	89761*	2,747.65 ✓	10/12	89813	829.66
10/05	89774*	2,668.27	10/08	89814	100.00
10/15	89775	2,463.09	10/13	89815	639.08
10/04	89782*	213.37	10/21	89816	243.34
10/12	89786*	384.07	10/25	89817	213.37
10/05	89792*	2,727.80	10/22	89818	750.97
10/26	89805*	2,727.80	10/26	89819	231.44

*Indicates Skip in Check Number



Date 10/29/21 Page 3
 Account Number Ending 6935
 Enclosures 30

Public Fund Reg. Ck Ending 6935 (Continued)

CHECKS IN SERIAL NUMBER ORDER					
Date	Check No	Amount			
10/27	89820	1,190.01			
*Indicates skip in Check Number					
DAILY BALANCE INFORMATION					
Date	Balance	Date	Balance	Date	Balance
10/01	39,268.37	10/12	9,866.70	10/22	7,526.62
10/04	36,386.73	10/13	9,227.62	10/25	10,839.30
10/05	28,449.80	10/15	3,351.61	10/26	7,880.06
10/06	212,186.34	10/18	3,248.20	10/27	6,690.05
10/07	17,169.20	10/20	206,727.30		
10/08	11,534.19	10/21	8,277.59		



Bank Statement Register

Jail Interest Sink Account

Period 10/1/2021 - 10/31/2021

Bank Statement

General Ledger

Beginning Balance	261,078.31	Account Balance	256,462.20
Plus Debits	32.13	Less Outstanding Debits	0.00
Less Credits	4,648.24	Plus Outstanding Credits	0.00
Adjustments	48.65	Adjustments	48.65
Ending Balance	256,510.85	Adjusted Account Balance	256,510.85

Statement Ending Balance	256,510.85
Bank Difference	0.00
General Ledger Difference	0.00

CASH BALANCE CONSISTS OF THE FOLLOWING GENERAL LEDGER ACCOUNTS

- 043-10100 TREASURER'S CHECKING
- 043-10220 BANK ACCT #076-919/ I&S JAIL

Adjustments

Item Date	Reference	Item Type	Description	Offsetting Account Number	Amount
10/31/2021	INT0000316	Interest	2021.10.31-JAIL I&S BANK F 043-35100		48.65
Total Adjustments (1)					48.65

Cleared Deposits

Item Date	Reference	Item Type	Description	Amount
10/19/2021	<u>DEP0013637</u>	Deposit	CLPKT04623 BG:Currency	32.13
Total Cleared Deposits (1)				32.13

Cleared Checks

Item Date	Reference	Item Type	Description	Amount
10/07/2021	<u>272</u>	Check	SO-LOW PLUMBING & SEPTIC	-463.20
10/18/2021	<u>273</u>	Check	VANCE'S A/C & HEATING	-4,185.04
Total Cleared Checks (2)				-4,648.24



Tyler County, TX

Bank Statement Register

Transaction Summary

Transaction Type	Count	Outstanding	Cleared	Total
Check	2	0.00	-4,648.24	-4,648.24
Deposit	1	0.00	32.13	32.13
		0.00	-4,616.11	-4,616.11



TYLER COUNTY JAIL & SINKING ACCT
 % TYLER COUNTY TREASURER
 PO BOX 2070
 WOODVILLE TX 75979

Date 10/29/21 Page 1
 Account Number Ending 6919
 Enclosures 3

Effective July 1, 2021 First National Bank will begin charging a non-network fee of \$2.50 for each withdrawal made at an ATM not operated by First National Bank.

CHECKING ACCOUNTS

Please note the overdraft fee for Commercial Customers is increasing to \$35.00 per item effective June 1, 2021.

Call today to see how you can make deposits directly from your business! Save time and money with fewer trips to the bank. The first 3 months are on us!

P/F CONTRACT MM		Number of Enclosures	3
Account Number	Ending 6919	Statement Dates	10/01/21 thru 10/31/21
Your Previous Balance	261,078.31	Days in the statement period	31
1 Plus Deposits	32.13	Average Ledger	260,357
2 Minus Checks	4,648.24	Average Collected	260,357
Minus Service Charge	.00	Interest Earned	48.65
Plus Interest Paid	48.65	Annual Percentage Yield Earned	0.22%
Equals New Balance	256,510.85	2021 Interest Paid	530.73

DEPOSITS

Date	Description	Amount
10/19	DDA REGULAR DEPOSIT	32.13
10/31	INTEREST PAID 31 DAYS	48.65

CHECKS IN SERIAL NUMBER ORDER

Date	Check No	Amount	Date	Check No	Amount
10/19	272	463.20	10/28	273	4,185.04

*Indicates Skip in Check Number

DAILY BALANCE INFORMATION

Date	Balance	Date	Balance	Date	Balance
10/01	261,078.31	10/19	260,647.24	10/28	256,462.20



FIRST
National Bank

Member FDIC

Date 10/29/21 Page 2
Account Number Ending 6919
Enclosures 3

P/F CONTRACT MM

Ending 6919 (Continued)

DAILY BALANCE INFORMATION	
Date	Balance
10/31	256,510.85

INTEREST RATE SUMMARY	
9/30	.22%

Section 3

Investment Report

Tyler Co Investment: Interest Account Breakdown as of October 31, 2021

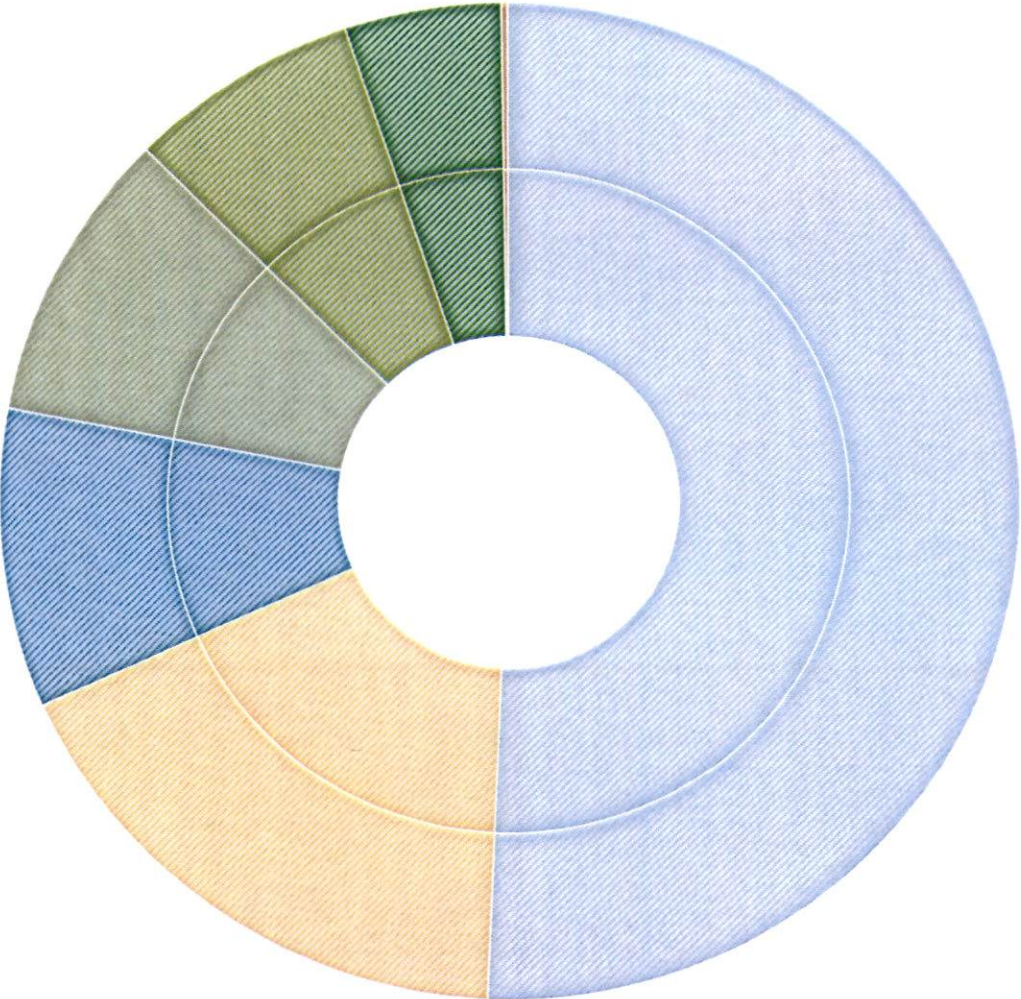
Company	Category	Current Value	Rate	Beginning Balance	YTD Dividends
(1) First National Bank -Wichita Falls	CD	\$ 147,757.30	1.00%	\$ 147,757.30	\$ 736.76
(2) First National Bank -Wichita Falls	CD	\$ 100,081.46	1.00%	\$ 103,298.55	\$ 249.52
(3) Neches Federal Credit Union	CD	\$ 195,000.00	1.00%	\$ 195,000.00	\$ 1,592.06
(4) TEXPOOL PRIME - General Fund	Pools (Paper)	\$ 267.30	0.01%	\$ 193,864.94	\$ 65.09
(5) TEXPOOL PRIME - JAIL I&S	Pools (Paper)	\$ 281.66	0.01%	\$ 6,867.14	\$ 2.52
(6) Texas Class*	Pools (Paper)	\$ 26.78	Varied	\$ 2,549,897.15	\$ 744.99
(7) Texas Class	Pools (Gvt)	\$ 7.01	Varied	\$ 6,701,000.00	\$ 924.48
(8) FNC Brokered CD's	CD	\$ 189,690.42	Varied	\$ 254,000.00	\$ 4,413.36
(9) WF Money Market - Emergency	MM	\$ 1,018,737.43	0.01%	\$ 1,000,000.00	\$ 186.65
(10) WF Money Market - Jail I&S	MM	\$ 354,420.33	0.01%	\$ 350,000.00	\$ 65.31
(11) WF Money Market - General Fund	MM	\$ 3,588.03	0.01%	\$ 700.00	\$ 372.42
(12) General Fund -Treasurer's Account Demand ACCT		\$ 15,922,559.66	0.35%		\$ 41,175.10
Totals		\$ 17,932,417.38		\$ 11,502,385.08	\$ 50,528.26

Additional Accounts:

Education First Credit Union	Investment	\$	5.00
Neches Federal Credit Union	Investment	\$	5.00

Current Investment

- (1) First National Bank -Wichita Falls
- (2) First National Bank -Wichita Falls
- (3) Neches Federal Credit Union
- (4) TEXPOOL PRIME - General Fund
- (5) TEXPOOL PRIME - JAIL I&S
- (6) Texas Class*
- (7) Texas Class
- (8) FNC Brokered CD's
- (9) WF Money Market - Emergency
- (10) WF Money Market - Jail I&S
- (11) WF Money Market - General Fund




YTD Dividends

\$1,200,000.00
 \$1,000,000.00
 \$800,000.00
 \$600,000.00
 \$400,000.00
 \$200,000.00
 \$-

CD	CD	CD	Pools (Paper)	Pools (Paper)	Pools (Paper)	Pools (Gvt)	CD	MM	MM	MM
(1) First National Bank - Wichita Falls	(2) First National Bank - Wichita Falls	(3) Neches Federal Credit Union	(4) TEXPOOL PRIME - General Fund	(5) TEXPOOL PRIME - JAIL I&S	(6) Texas Class*	(7) Texas Class	(8) FNC Brokered CD's	(9) WF Money Market - Emergency	(10) WF Money Market - Jail I&S	(11) WF Money Market - General Fund



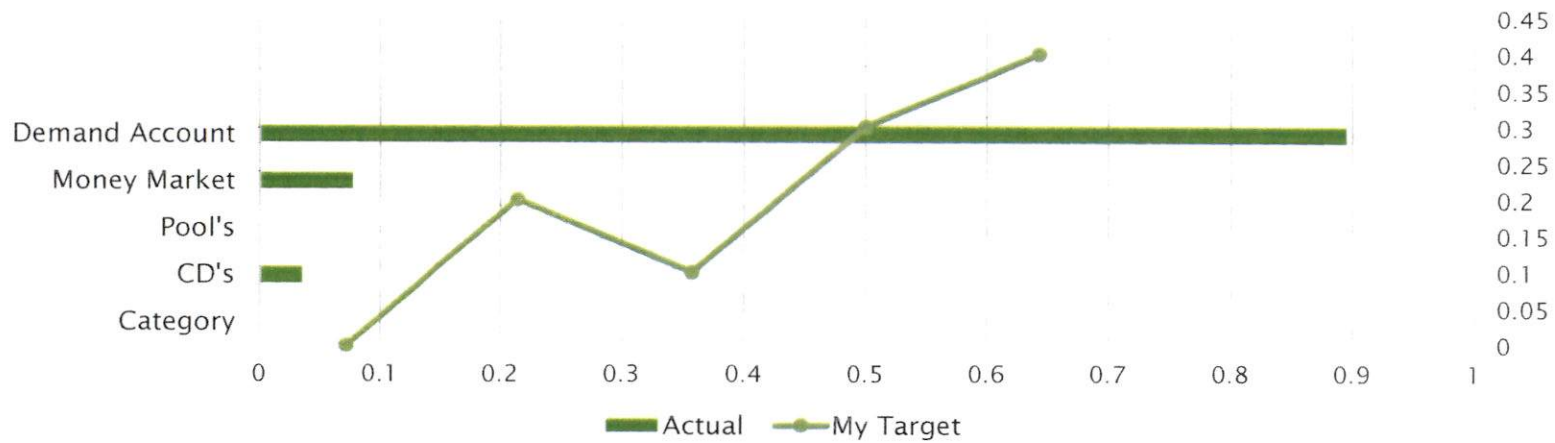
Current Investment Balances





Investment Tracker

Asset Allocation - Proof Of Diversification



Category	My Target	Actual	Difference	Value
CD's	20%	4%	-16.5%	\$ 632,529.18
Pool's	10%	0%	-10.0%	\$ 582.75
Money Market	30%	8%	-22.3%	\$ 1,376,745.79
Demand Account	40%	89%	-49.0%	\$ 15,922,559.66

ACCOUNTS

First National Bank SM Bus Cking **4665	
Available Balance	\$1,018,737.43
Current Balance	\$1,018,737.43
First National Bank SM Bus Cking **4715	
Available Balance	\$354,420.33
Current Balance	\$354,420.33
First National Bank SM Bus Cking **4723	
Available Balance	\$3,588.03
Current Balance	\$3,588.03
First National Bank 12 Month **2190	
Current Balance	\$100,081.46
Maturity Date	Apr 1, 2022
First National Bank 12 Month **3277	
Current Balance	\$147,757.30
Maturity Date	Sep 26, 2022
First National Bank 29 Month Bump **3276	
Current Balance	\$0.00
Maturity Date	Aug 26, 2023



Account History

24 MONTH *3739



Balance \$195,000.00

Available \$0.00

YTD dividend \$1,592.06

Account Details

Print

< Oct 11, 2021 - Nov 9, 2021 30 days >

Narrow by items containing:

e.g. AT&T, check, 5.00

Date	Description	Amount	Balance
11/01/2021	Certificate Withdrawal / Withdrawal Mailed (eff. date 11/01/2021)	-\$165.62	\$195,000.00
11/01/2021	Dividend / Dividend Through date: 31OCT2021 (eff. date 11/01/2021)	\$165.62	\$195,165.62

[< older](#) [newer >](#)

Other services

- [Set text message alerts](#)
- [Account Preferences](#)

C	±	%	+
7	8	9	x
4	5	6	-
1	2	3	+
0	.		=



Participant Statement

TYLER COUNTY
 COUNTY OF TYLER TREASURY
 ATTN LEANN MONK
 PO BOX 2070
 WOODVILLE TX 75979-2070

Statement Period 10/01/2021 - 10/31/2021

Page 1 of 2

Customer Service 1-866-TEX-POOL

Location ID 000079469

Investor ID 000022991

TexPool Update

The Summary Statement feature, located on the Statements tab, allows you to view or download one document that summarizes all of your TexPool and TexPool Prime accounts. To include additional dates in the summary, select the Custom Summary Statement.

TexPool Summary

Pool Name	Beginning Balance	Total Deposits	Total Withdrawals	Total Interest	Current Balance	Average Balance
TexPool Prime	\$267.30	\$0.00	\$0.00	\$0.00	\$267.30	\$267.30
Total Dollar Value	\$267.30	\$0.00	\$0.00	\$0.00	\$267.30	

Portfolio Value

Pool Name	Pool/Account	Market Value (10/01/2021)	Share Price (10/31/2021)	Shares Owned (10/31/2021)	Market Value (10/31/2021)
TexPool Prime	590/7946900001	\$267.30	\$1.00	267.300	\$267.30
Total Dollar Value		\$267.30			\$267.30

Interest Summary

Pool Name	Pool/Account	Month-to-Date Interest	Year-to-Date Interest
TexPool Prime	590/7946900001	\$0.00	\$65.09
Total		\$0.00	\$65.09





Participant Statement

TYLER COUNTY
 JAIL I & S
 ATTN LEANN MONK
 PO BOX 2070
 WOODVILLE TX 75979-2070

Statement Period **10/01/2021 - 10/31/2021**

Page 1 of 2

Customer Service **1-866-TEX-POOL**
 Location ID 000079469
 Investor ID 000024230

TexPool Update

The Summary Statement feature, located on the Statements tab, allows you to view or download one document that summarizes all of your TexPool and TexPool Prime accounts. To include additional dates in the summary, select the Custom Summary Statement.

TexPool Summary

Pool Name	Beginning Balance	Total Deposits	Total Withdrawals	Total Interest	Current Balance	Average Balance
TexPool Prime	\$281.66	\$0.00	\$0.00	\$0.00	\$281.66	\$281.66
Total Dollar Value	\$281.66	\$0.00	\$0.00	\$0.00	\$281.66	

Portfolio Value

Pool Name	Pool/Account	Market Value (10/01/2021)	Share Price (10/31/2021)	Shares Owned (10/31/2021)	Market Value (10/31/2021)
TexPool Prime	590/7946900002	\$281.66	\$1.00	281.660	\$281.66
Total Dollar Value		\$281.66			\$281.66

Interest Summary

Pool Name	Pool/Account	Month-to-Date Interest	Year-to-Date Interest
TexPool Prime	590/7946900002	\$0.00	\$2.52
Total		\$0.00	\$2.52





Summary Statement

October 31, 2021

Page 1 of 17

Investor ID: TX-01-0643

0000500-0006378 PDF 354098

County of Tyler
 100 W Bluff St Room 105
 Woodville, TX 75979

Texas CLASS

Texas CLASS

Average Monthly Yield: 0.0435%

	Beginning Balance	Contributions	Withdrawals	Income Earned	Income Earned YTD	Average Daily Balance	Month End Balance
TX-01-0643-0001 EMERGENCY DISASTER FUND	26.78	0.00	0.00	0.00	744.99	26.78	26.78
TOTAL	26.78	0.00	0.00	0.00	744.99	26.78	26.78

Texas CLASS Government

Average Monthly Yield: 0.0283%

	Beginning Balance	Contributions	Withdrawals	Income Earned	Income Earned YTD	Average Daily Balance	Month End Balance
TX-01-0643-4001 GENERAL FUND - GOVY	1.69	0.00	0.00	0.00	222.92	1.69	1.69
TX-01-0643-4002 Road & Bridge 1	0.46	0.00	0.00	0.00	60.85	0.46	0.46



Summary Statement

October 31, 2021

Page 3 of 17

Investor ID: TX-01-0643

County of Tyler
 100 W Bluff St Room 105
 Woodville, TX 75979

Texas CLASS Government - (continued)

		Beginning Balance	Contributions	Withdrawals	Income Earned	Income Earned YTD	Average Daily Balance	Month End Balance
TX-01-0643-4010	Courthouse Security	0.00	0.00	0.00	0.00	0.00	0.00	0.00
TX-01-0643-4011	County RMP	0.03	0.00	0.00	0.00	3.69	0.03	0.03
TX-01-0643-4012	County-Wide Right-of-Way Fund	1.13	0.00	0.00	0.00	148.94	1.13	1.13
TX-01-0643-4013	Emergency Disaster Relief	1.41	0.00	0.00	0.00	185.74	1.41	1.41
TX-01-0643-4014	Tyler County Nutrition Center	0.07	0.00	0.00	0.00	9.33	0.07	0.07
TOTAL		7.01	0.00	0.00	0.00	924.48	7.01	7.01



Account Statement

October 31, 2021

Page 5 of 17

Account Number: TX-01-0643-4001

GENERAL FUND - GOVY

Account Summary

Average Monthly Yield: 0.0283%

	Beginning Balance	Contributions	Withdrawals	Income Earned	Income Earned YTD	Average Daily Balance	Month End Balance
Texas CLASS Government	1.69	0.00	0.00	0.00	222.92	1.69	1.69

Transaction Activity

Transaction Date	Transaction Description	Contributions & Income Earned	Withdrawals	Balance	Transaction Number
10/01/2021	Beginning Balance			1.69	
10/31/2021	Income Dividend Reinvestment	0.00			
10/31/2021	Ending Balance			1.69	



Account Statement

October 31, 2021

Page 7 of 17

Account Number: TX-01-0643-4003

Road & Bridge 2

Account Summary

Average Monthly Yield: 0.0283%

	Beginning Balance	Contributions	Withdrawals	Income Earned	Income Earned YTD	Average Daily Balance	Month End Balance
Texas CLASS Government	0.28	0.00	0.00	0.00	36.92	0.28	0.28

Transaction Activity

Transaction Date	Transaction Description	Contributions & Income Earned	Withdrawals	Balance	Transaction Number
10/01/2021	Beginning Balance			0.28	
10/31/2021	Income Dividend Reinvestment	0.00			
10/31/2021	Ending Balance			0.28	



Account Statement

October 31, 2021

Page 9 of 17

Account Number: TX-01-0643-4005

Road & Bridge 4

Account Summary

Average Monthly Yield: 0.0283%

	Beginning Balance	Contributions	Withdrawals	Income Earned	Income Earned YTD	Average Daily Balance	Month End Balance
Texas CLASS Government	0.93	0.00	0.00	0.00	123.16	0.93	0.93

Transaction Activity

Transaction Date	Transaction Description	Contributions & Income Earned	Withdrawals	Balance	Transaction Number
10/01/2021	Beginning Balance			0.93	
10/31/2021	Income Dividend Reinvestment	0.00			
10/31/2021	Ending Balance			0.93	



Account Statement

October 31, 2021

Page 11 of 17

Account Number: TX-01-0643-4007

County Clerk RMP

Account Summary

Average Monthly Yield: 0.0283%

	Beginning Balance	Contributions	Withdrawals	Income Earned	Income Earned YTD	Average Daily Balance	Month End Balance
Texas CLASS Government	0.42	0.00	0.00	0.00	55.80	0.42	0.42

Transaction Activity

Transaction Date	Transaction Description	Contributions & Income Earned	Withdrawals	Balance	Transaction Number
10/01/2021	Beginning Balance			0.42	
10/31/2021	Income Dividend Reinvestment	0.00			
10/31/2021	Ending Balance			0.42	



Account Statement

October 31, 2021

Page 13 of 17

Account Number: TX-01-0643-4011

County RMP

Account Summary

Average Monthly Yield: 0.0283%

	Beginning Balance	Contributions	Withdrawals	Income Earned	Income Earned YTD	Average Daily Balance	Month End Balance
Texas CLASS Government	0.03	0.00	0.00	0.00	3.69	0.03	0.03

Transaction Activity

Transaction Date	Transaction Description	Contributions & Income Earned	Withdrawals	Balance	Transaction Number
10/01/2021	Beginning Balance			0.03	
10/31/2021	Income Dividend Reinvestment	0.00			
10/31/2021	Ending Balance			0.03	



Account Statement

October 31, 2021

Page 15 of 17

Account Number: TX-01-0643-4013

Emergency Disaster Relief

Account Summary

Average Monthly Yield: 0.0283%

	Beginning Balance	Contributions	Withdrawals	Income Earned	Income Earned YTD	Average Daily Balance	Month End Balance
Texas CLASS Government	1.41	0.00	0.00	0.00	185.74	1.41	1.41

Transaction Activity

Transaction Date	Transaction Description	Contributions & Income Earned	Withdrawals	Balance	Transaction Number
10/01/2021	Beginning Balance			1.41	
10/31/2021	Income Dividend Reinvestment	0.00			
10/31/2021	Ending Balance			1.41	



Texas CLASS

Texas CLASS			Texas CLASS Government	
Date	Dividend Rate	Daily Yield	Dividend Rate	Daily Yield
10/01/2021	0.000003393	0.0413%	0.000002883	0.0351%
10/02/2021	0.000000000	0.0413%	0.000000000	0.0351%
10/03/2021	0.000000000	0.0413%	0.000000000	0.0351%
10/04/2021	0.000001165	0.0425%	0.000000963	0.0351%
10/05/2021	0.000001084	0.0395%	0.000000688	0.0251%
10/06/2021	0.000001169	0.0427%	0.000000961	0.0351%
10/07/2021	0.000001104	0.0403%	0.000000962	0.0351%
10/08/2021	0.000004712	0.0430%	0.000003848	0.0351%
10/09/2021	0.000000000	0.0430%	0.000000000	0.0351%
10/10/2021	0.000000000	0.0430%	0.000000000	0.0351%
10/11/2021	0.000000000	0.0430%	0.000000000	0.0351%
10/12/2021	0.000001193	0.0436%	0.000000686	0.0251%
10/13/2021	0.000001204	0.0440%	0.000000688	0.0251%
10/14/2021	0.000001243	0.0453%	0.000000688	0.0251%
10/15/2021	0.000003696	0.0450%	0.000002064	0.0251%
10/16/2021	0.000000000	0.0450%	0.000000000	0.0251%
10/17/2021	0.000000000	0.0450%	0.000000000	0.0251%
10/18/2021	0.000001256	0.0458%	0.000000686	0.0251%
10/19/2021	0.000001240	0.0453%	0.000000688	0.0251%
10/20/2021	0.000001214	0.0443%	0.000000688	0.0251%
10/21/2021	0.000001178	0.0430%	0.000000688	0.0251%
10/22/2021	0.000003486	0.0424%	0.000002064	0.0251%
10/23/2021	0.000000000	0.0424%	0.000000000	0.0251%
10/24/2021	0.000000000	0.0424%	0.000000000	0.0251%
10/25/2021	0.000001197	0.0437%	0.000000686	0.0251%
10/26/2021	0.000001196	0.0436%	0.000000688	0.0251%
10/27/2021	0.000001206	0.0441%	0.000000688	0.0251%
10/28/2021	0.000001219	0.0445%	0.000000687	0.0251%
10/29/2021	0.000003831	0.0466%	0.000002064	0.0251%
10/30/2021	0.000000000	0.0466%	0.000000000	0.0251%
10/31/2021	0.000000000	0.0466%	0.000000000	0.0251%

Performance results are shown net of all fees and expenses and reflect the reinvestment of dividends and other earnings. Many factors affect performance including changes in market conditions and interest rates and in response to other economic, political, or financial developments. Investment involves risk including the possible loss of principal. No assurance can be given that the performance objectives of a given strategy will be achieved. **Past performance is no guarantee of future results. Any financial and/or investment decision may incur losses.**



Summary Statement

October 31, 2021

Page 1 of 17

Investor ID: TX-01-0643

0000500-0006378 PDF 354098

County of Tyler
 100 W Bluff St Room 105
 Woodville, TX 75979

Texas CLASS

Texas CLASS

Average Monthly Yield: 0.0435%

		Beginning Balance	Contributions	Withdrawals	Income Earned	Income Earned YTD	Average Daily Balance	Month End Balance
TX-01-0643-0001	EMERGENCY DISASTER FUND	26.78	0.00	0.00	0.00	744.99	26.78	26.78
TOTAL		26.78	0.00	0.00	0.00	744.99	26.78	26.78

Texas CLASS Government

Average Monthly Yield: 0.0283%

		Beginning Balance	Contributions	Withdrawals	Income Earned	Income Earned YTD	Average Daily Balance	Month End Balance
TX-01-0643-4001	GENERAL FUND - GOVY	1.69	0.00	0.00	0.00	222.92	1.69	1.69
TX-01-0643-4002	Road & Bridge 1	0.46	0.00	0.00	0.00	60.85	0.46	0.46



Summary Statement

October 31, 2021

Page 2 of 17

Investor ID: TX-01-0643

County of Tyler
100 W Bluff St Room 105
Woodville, TX 75979

Texas CLASS Government - (continued)

		Beginning Balance	Contributions	Withdrawals	Income Earned	Income Earned YTD	Average Daily Balance	Month End Balance
TX-01-0643-4003	Road & Bridge 2	0.28	0.00	0.00	0.00	36.92	0.28	0.28
TX-01-0643-4004	Road & Bridge 3	0.50	0.00	0.00	0.00	66.01	0.50	0.50
TX-01-0643-4005	Road & Bridge 4	0.93	0.00	0.00	0.00	123.16	0.93	0.93
TX-01-0643-4006	Tyler County Rodeo Arena/Fairgrounds	0.04	0.00	0.00	0.00	4.64	0.04	0.04
TX-01-0643-4007	County Clerk RMP	0.42	0.00	0.00	0.00	55.80	0.42	0.42
TX-01-0643-4008	Benevolence Fund	0.00	0.00	0.00	0.00	0.06	0.00	0.00
TX-01-0643-4009	Peace Officer Service Fees	0.05	0.00	0.00	0.00	6.42	0.05	0.05



Summary Statement

October 31, 2021

Page 3 of 17

Investor ID: TX-01-0643

County of Tyler
100 W Bluff St Room 105
Woodville, TX 75979

Texas CLASS Government - (continued)

		Beginning Balance	Contributions	Withdrawals	Income Earned	Income Earned YTD	Average Daily Balance	Month End Balance
TX-01-0643-4010	Courthouse Security	0.00	0.00	0.00	0.00	0.00	0.00	0.00
TX-01-0643-4011	County RMP	0.03	0.00	0.00	0.00	3.69	0.03	0.03
TX-01-0643-4012	County-Wide Right-of-Way Fund	1.13	0.00	0.00	0.00	148.94	1.13	1.13
TX-01-0643-4013	Emergency Disaster Relief	1.41	0.00	0.00	0.00	185.74	1.41	1.41
TX-01-0643-4014	Tyler County Nutrition Center	0.07	0.00	0.00	0.00	9.33	0.07	0.07
TOTAL		7.01	0.00	0.00	0.00	924.48	7.01	7.01



Account Statement

October 31, 2021

Page 4 of 17

Account Number: TX-01-0643-0001

EMERGENCY DISASTER FUND

Account Summary

Average Monthly Yield: 0.0435%

	Beginning Balance	Contributions	Withdrawals	Income Earned	Income Earned YTD	Average Daily Balance	Month End Balance
Texas CLASS	26.78	0.00	0.00	0.00	744.99	26.78	26.78

Transaction Activity

Transaction Date	Transaction Description	Contributions & Income Earned	Withdrawals	Balance	Transaction Number
10/01/2021	Beginning Balance			26.78	
10/31/2021	Income Dividend Reinvestment	0.00			
10/31/2021	Ending Balance			26.78	



Account Statement

October 31, 2021

Page 5 of 17

Account Number: TX-01-0643-4001

GENERAL FUND - GOVY

Account Summary

Average Monthly Yield: 0.0283%

	Beginning Balance	Contributions	Withdrawals	Income Earned	Income Earned YTD	Average Daily Balance	Month End Balance
Texas CLASS Government	1.69	0.00	0.00	0.00	222.92	1.69	1.69

Transaction Activity

Transaction Date	Transaction Description	Contributions & Income Earned	Withdrawals	Balance	Transaction Number
10/01/2021	Beginning Balance			1.69	
10/31/2021	Income Dividend Reinvestment	0.00			
10/31/2021	Ending Balance			1.69	



Account Statement

October 31, 2021

Page 6 of 17

Account Number: TX-01-0643-4002

Road & Bridge 1

Account Summary

Average Monthly Yield: 0.0283%

	Beginning Balance	Contributions	Withdrawals	Income Earned	Income Earned YTD	Average Daily Balance	Month End Balance
Texas CLASS Government	0.46	0.00	0.00	0.00	60.85	0.46	0.46

Transaction Activity

Transaction Date	Transaction Description	Contributions & Income Earned	Withdrawals	Balance	Transaction Number
10/01/2021	Beginning Balance			0.46	
10/31/2021	Income Dividend Reinvestment	0.00			
10/31/2021	Ending Balance			0.46	



Account Statement

October 31, 2021

Page 7 of 17

Account Number: TX-01-0643-4003

Road & Bridge 2

Account Summary

Average Monthly Yield: 0.0283%

	Beginning Balance	Contributions	Withdrawals	Income Earned	Income Earned YTD	Average Daily Balance	Month End Balance
Texas CLASS Government	0.28	0.00	0.00	0.00	36.92	0.28	0.28

Transaction Activity

Transaction Date	Transaction Description	Contributions & Income Earned	Withdrawals	Balance	Transaction Number
10/01/2021	Beginning Balance			0.28	
10/31/2021	Income Dividend Reinvestment	0.00			
10/31/2021	Ending Balance			0.28	



Account Statement

October 31, 2021

Page 8 of 17

Account Number: TX-01-0643-4004

Road & Bridge 3

Account Summary

Average Monthly Yield: 0.0283%

	Beginning Balance	Contributions	Withdrawals	Income Earned	Income Earned YTD	Average Daily Balance	Month End Balance
Texas CLASS Government	0.50	0.00	0.00	0.00	66.01	0.50	0.50

Transaction Activity

Transaction Date	Transaction Description	Contributions & Income Earned	Withdrawals	Balance	Transaction Number
10/01/2021	Beginning Balance			0.50	
10/31/2021	Income Dividend Reinvestment	0.00			
10/31/2021	Ending Balance			0.50	



Account Statement

October 31, 2021

Page 9 of 17

Account Number: TX-01-0643-4005

Road & Bridge 4

Account Summary

Average Monthly Yield: 0.0283%

	Beginning Balance	Contributions	Withdrawals	Income Earned	Income Earned YTD	Average Daily Balance	Month End Balance
Texas CLASS Government	0.93	0.00	0.00	0.00	123.16	0.93	0.93

Transaction Activity

Transaction Date	Transaction Description	Contributions & Income Earned	Withdrawals	Balance	Transaction Number
10/01/2021	Beginning Balance			0.93	
10/31/2021	Income Dividend Reinvestment	0.00			
10/31/2021	Ending Balance			0.93	



Account Statement

October 31, 2021

Page 10 of 17

Account Number: TX-01-0643-4006

Tyler County Rodeo Arena/Fairgrounds

Account Summary

Average Monthly Yield: 0.0283%

	Beginning Balance	Contributions	Withdrawals	Income Earned	Income Earned YTD	Average Daily Balance	Month End Balance
Texas CLASS Government	0.04	0.00	0.00	0.00	4.64	0.04	0.04

Transaction Activity

Transaction Date	Transaction Description	Contributions & Income Earned	Withdrawals	Balance	Transaction Number
10/01/2021	Beginning Balance			0.04	
10/31/2021	Income Dividend Reinvestment	0.00			
10/31/2021	Ending Balance			0.04	



Account Statement

October 31, 2021

Page 11 of 17

Account Number: TX-01-0643-4007

County Clerk RMP

Account Summary

Average Monthly Yield: 0.0283%

	Beginning Balance	Contributions	Withdrawals	Income Earned	Income Earned YTD	Average Daily Balance	Month End Balance
Texas CLASS Government	0.42	0.00	0.00	0.00	55.80	0.42	0.42

Transaction Activity

Transaction Date	Transaction Description	Contributions & Income Earned	Withdrawals	Balance	Transaction Number
10/01/2021	Beginning Balance			0.42	
10/31/2021	Income Dividend Reinvestment	0.00			
10/31/2021	Ending Balance			0.42	



Account Statement

October 31, 2021

Page 12 of 17

Account Number: TX-01-0643-4009

Peace Officer Service Fees

Account Summary

Average Monthly Yield: 0.0283%

	Beginning Balance	Contributions	Withdrawals	Income Earned	Income Earned YTD	Average Daily Balance	Month End Balance
Texas CLASS Government	0.05	0.00	0.00	0.00	6.42	0.05	0.05

Transaction Activity

Transaction Date	Transaction Description	Contributions & Income Earned	Withdrawals	Balance	Transaction Number
10/01/2021	Beginning Balance			0.05	
10/31/2021	Income Dividend Reinvestment	0.00			
10/31/2021	Ending Balance			0.05	



Account Statement

October 31, 2021

Page 13 of 17

Account Number: TX-01-0643-4011

County RMP

Account Summary

Average Monthly Yield: 0.0283%

	Beginning Balance	Contributions	Withdrawals	Income Earned	Income Earned YTD	Average Daily Balance	Month End Balance
Texas CLASS Government	0.03	0.00	0.00	0.00	3.69	0.03	0.03

Transaction Activity

Transaction Date	Transaction Description	Contributions & Income Earned	Withdrawals	Balance	Transaction Number
10/01/2021	Beginning Balance			0.03	
10/31/2021	Income Dividend Reinvestment	0.00			
10/31/2021	Ending Balance			0.03	



Account Statement

October 31, 2021

Page 14 of 17

Account Number: TX-01-0643-4012

County-Wide Right-of-Way Fund

Account Summary

Average Monthly Yield: 0.0283%

	Beginning Balance	Contributions	Withdrawals	Income Earned	Income Earned YTD	Average Daily Balance	Month End Balance
Texas CLASS Government	1.13	0.00	0.00	0.00	148.94	1.13	1.13

Transaction Activity

Transaction Date	Transaction Description	Contributions & Income Earned	Withdrawals	Balance	Transaction Number
10/01/2021	Beginning Balance			1.13	
10/31/2021	Income Dividend Reinvestment	0.00			
10/31/2021	Ending Balance			1.13	



Account Statement

October 31, 2021

Page 15 of 17

Account Number: TX-01-0643-4013

Emergency Disaster Relief

Account Summary

Average Monthly Yield: 0.0283%

	Beginning Balance	Contributions	Withdrawals	Income Earned	Income Earned YTD	Average Daily Balance	Month End Balance
Texas CLASS Government	1.41	0.00	0.00	0.00	185.74	1.41	1.41

Transaction Activity

Transaction Date	Transaction Description	Contributions & Income Earned	Withdrawals	Balance	Transaction Number
10/01/2021	Beginning Balance			1.41	
10/31/2021	Income Dividend Reinvestment	0.00			
10/31/2021	Ending Balance			1.41	



Account Statement

October 31, 2021

Page 16 of 17

Account Number: TX-01-0643-4014

Tyler County Nutrition Center

Account Summary

Average Monthly Yield: 0.0283%

	Beginning Balance	Contributions	Withdrawals	Income Earned	Income Earned YTD	Average Daily Balance	Month End Balance
Texas CLASS Government	0.07	0.00	0.00	0.00	9.33	0.07	0.07

Transaction Activity

Transaction Date	Transaction Description	Contributions & Income Earned	Withdrawals	Balance	Transaction Number
10/01/2021	Beginning Balance			0.07	
10/31/2021	Income Dividend Reinvestment	0.00			
10/31/2021	Ending Balance			0.07	



Texas CLASS

Texas CLASS			Texas CLASS Government	
Date	Dividend Rate	Daily Yield	Dividend Rate	Daily Yield
10/01/2021	0.000003393	0.0413%	0.000002883	0.0351%
10/02/2021	0.000000000	0.0413%	0.000000000	0.0351%
10/03/2021	0.000000000	0.0413%	0.000000000	0.0351%
10/04/2021	0.000001165	0.0425%	0.000000963	0.0351%
10/05/2021	0.000001084	0.0395%	0.000000688	0.0251%
10/06/2021	0.000001169	0.0427%	0.000000961	0.0351%
10/07/2021	0.000001104	0.0403%	0.000000962	0.0351%
10/08/2021	0.000004712	0.0430%	0.000003848	0.0351%
10/09/2021	0.000000000	0.0430%	0.000000000	0.0351%
10/10/2021	0.000000000	0.0430%	0.000000000	0.0351%
10/11/2021	0.000000000	0.0430%	0.000000000	0.0351%
10/12/2021	0.000001193	0.0436%	0.000000686	0.0251%
10/13/2021	0.000001204	0.0440%	0.000000688	0.0251%
10/14/2021	0.000001243	0.0453%	0.000000688	0.0251%
10/15/2021	0.000003696	0.0450%	0.000002064	0.0251%
10/16/2021	0.000000000	0.0450%	0.000000000	0.0251%
10/17/2021	0.000000000	0.0450%	0.000000000	0.0251%
10/18/2021	0.000001256	0.0458%	0.000000686	0.0251%
10/19/2021	0.000001240	0.0453%	0.000000688	0.0251%
10/20/2021	0.000001214	0.0443%	0.000000688	0.0251%
10/21/2021	0.000001178	0.0430%	0.000000688	0.0251%
10/22/2021	0.000003486	0.0424%	0.000002064	0.0251%
10/23/2021	0.000000000	0.0424%	0.000000000	0.0251%
10/24/2021	0.000000000	0.0424%	0.000000000	0.0251%
10/25/2021	0.000001197	0.0437%	0.000000686	0.0251%
10/26/2021	0.000001196	0.0436%	0.000000688	0.0251%
10/27/2021	0.000001206	0.0441%	0.000000688	0.0251%
10/28/2021	0.000001219	0.0445%	0.000000687	0.0251%
10/29/2021	0.000003831	0.0466%	0.000002064	0.0251%
10/30/2021	0.000000000	0.0466%	0.000000000	0.0251%
10/31/2021	0.000000000	0.0466%	0.000000000	0.0251%

Performance results are shown net of all fees and expenses and reflect the reinvestment of dividends and other earnings. Many factors affect performance including changes in market conditions and interest rates and in response to other economic, political, or financial developments. Investment involves risk including the possible loss of principal. No assurance can be given that the performance objectives of a given strategy will be achieved. **Past performance is no guarantee of future results. Any financial and/or investment decision may incur losses.**



Financial Northeastern Securities, Inc.
 100 Passaic Avenue
 Fairfield, New Jersey 07004
 800-FNC-4141 or 973-882-9337

Brokerage

Account Statement

TYLER COUNTY
 ATTN LEANN MONK
 100 WEST BLUFF ST
 WOODVILLE TX 75979-5239

October 1, 2021 - October 31, 2021
 Account Number: QRT-004921

Your Account Executive:
 STEVEN AZZATO

Portfolio at a Glance

	This Period
BEGINNING ACCOUNT VALUE	\$189,548.33
Dividends, Interest and Other Income	399.14
Net Change in Portfolio ¹	-257.05
ENDING ACCOUNT VALUE	\$189,690.42
Estimated Annual Income	\$2,251.00

¹ Net Change in Portfolio is the difference between the ending account value and beginning account value after activity.

Asset Summary

Percent	Asset Type	This Period
1%	Cash, Money Funds, and Bank Deposits	1,079.74
99%	Fixed Income	188,610.68
100%	Account Total	\$189,690.42

Please review your allocation periodically with your Account Executive.

Client Service Information

Your Account Executive: 024
 STEVEN AZZATO



Your Account Information

TAX LOT DEFAULT DISPOSITION METHOD

Default Method for Mutual Funds: First In First Out
 Default Method for Stocks in a Dividend Reinvestment Plan: First In First Out
 Default Method for all Other Securities: First In First Out

BOND AMORTIZATION ELECTIONS

Amortize premium on taxable bonds based on Constant Yield Method: Yes
 Accrual market discount method for all other bond types: Constant Yield Method
 Include market discount in income annually: No

ELECTRONIC DELIVERY

Your electronic delivery selections for account communications are listed below:

Electronic Delivery

Enrollment	Communication
<input checked="" type="checkbox"/>	Statements and Reports
<input checked="" type="checkbox"/>	Trade Confirmations
<input checked="" type="checkbox"/>	Tax Documents
<input checked="" type="checkbox"/>	Notifications
<input checked="" type="checkbox"/>	Prospectus*
<input checked="" type="checkbox"/>	Proxy/Shareholder Communications*

E-mail notifications are delivered to the following e-mail address(es):

l#####@co.tyler.tx.us
 *l#####@co.tyler.tx.us is on file for these documents
 The above e-mail address is partially masked for your security.
 Please log in to your account to review the full e-mail address.

Please log in to your account or contact your Account Executive to make any changes to your electronic delivery preferences.

Income and Expense Summary

	Current Period		Year-to-Date	
	Taxable	Non Taxable	Taxable	Non Taxable
Interest Income				
Other Interest	399.14	0.00	4,413.36	0.00
Total Income	\$399.14	\$0.00	\$4,413.36	\$0.00

Activity Summary (All amounts shown are in base currency)

	Credits This Period	Debits This Period	Net This Period	Credits Year-to-Date	Debits Year-to-Date	Net Year-to-Date
Securities						
Securities Bought	0.00	-63,000.00	-63,000.00	0.00	-63,000.00	-63,000.00
Total Securities	\$0.00	-\$63,000.00	-\$63,000.00	\$0.00	-\$63,000.00	-\$63,000.00
Dividends and Interest	\$399.14	\$0.00	\$399.14	\$4,413.36	\$0.00	\$4,413.36
Distributions	\$63,000.00	\$0.00	\$63,000.00	\$188,000.00	\$0.00	\$188,000.00
Cash						
Withdrawals	0.00	0.00	0.00	0.00	-128,491.55	-128,491.55

October 1, 2021 - October 31, 2021
 TYLER COUNTY

Activity Summary (continued)

	Credits This Period	Debits This Period	Net This Period	Credits Year-to-Date	Debits Year-to-Date	Net Year-to-Date
Total Cash	\$0.00	\$0.00	\$0.00	\$0.00	-\$128,491.55	-\$128,491.55
Totals	\$63,399.14	-\$63,000.00	\$399.14	\$192,413.36	-\$191,491.55	\$921.81

Transactions by Type of Activity

Process/ Settlement Date	Trade/ Transaction Date	Activity Type	Description	Quantity	Price	Accrued Interest	Amount	Currency
Securities Bought and Sold								
10/27/21	10/18/21	PURCHASED 38149MG31	GOLDMAN SACHS BK USA NEW YORK CTF DEP 0.400% 10/27/23 B/E DTD 10/27/21 UNSOLICITED ORDER YLD .400 TO MAT	63,000.000	100.0000		-63,000.00	USD
Total Securities Bought and Sold						\$0.00	-\$63,000.00	USD
Dividends and Interest								
10/04/21		BOND INTEREST RECEIVED 61690UVU1	63000 MORGAN STANLEY BK N A SALT LAKE CITY UTAH CTF DEP 1.250% 10/04/21 B/E DTD 04/02/20 RD 09/17 PD 10/04/21				399.14	USD
Total Dividends and Interest						\$0.00	\$399.14	USD
Distributions								
10/04/21		SECURITY REDEEMED 61690UVU1	MORGAN STANLEY BK N A SALT LAKE CITY UTAH CTF DEP 1.250% 10/04/21 B/E DTD 04/02/20 ACCOUNT REDEMPTION	-63,000.000			63,000.00	USD
Total Distributions						\$0.00	\$63,000.00	USD
Total Value of Transactions						\$0.00	\$399.14	USD

The price and quantity displayed may have been rounded.

Portfolio Holdings

Description	Quantity	Opening Balance	Closing Balance	Accrued Income	30-Day Yield
CASH, MONEY FUNDS AND BANK DEPOSITS 1.00% of Portfolio					
Cash Balance		680.60	1,079.74		

Portfolio Holdings (continued)

Description	Quantity	Opening Balance	Closing Balance	Accrued Income	30-Day Yield	
CASH, MONEY FUNDS AND BANK DEPOSITS (continued)						
TOTAL CASH, MONEY FUNDS AND BANK DEPOSITS		\$680.60	\$1,079.74	\$0.00		
Description	Quantity	Market Price	Market Value	Accrued Interest	Estimated Annual Income	Estimated Yield
FIXED INCOME 99.00% of Portfolio (In Maturity Date Sequence)						
Certificates of Deposit						
MORGAN STANLEY BK N A SALT LAKE CITY UTAH CTF DEP 1.700% 02/28/22 DTD 02/27/20 ACT/365 Security Identifier: 61690UUC2	62,000.000	100.5460	62,338.52	184.81	1,054.00	1.69%
MERRICK BK SOUTH JORDAN UTAH CTF DEP 1.500% 03/31/22 B/E DTD 03/31/20 ACT/365 1ST CPN DTE 04/30/20 Security Identifier: 59013KGX8	63,000.000	100.5940	63,374.22	0.00	945.00	1.49%
GOLDMAN SACHS BK USA NEW YORK CTF DEP 0.400% 10/27/23 B/E DTD 10/27/21 ACT/365 1ST CPN DTE 04/27/22 Security Identifier: 38149MG31	63,000.000	99.8380	62,897.94	2.76	252.00	0.40%
Total Certificates of Deposit	188,000.000		\$188,610.68	\$187.57	\$2,251.00	
TOTAL FIXED INCOME	188,000.000		\$188,610.68	\$187.57	\$2,251.00	
			Market Value	Accrued Interest	Estimated Annual Income	
Total Portfolio Holdings			\$189,690.42	\$187.57	\$2,251.00	

Portfolio Holdings Disclosures

Pricing

This section includes the net market value of the securities in your account on a settlement date basis, including short positions, at the close of the statement period. The market prices, unless otherwise noted, have been obtained from independent vendor services, which we believe to be reliable. In some cases the pricing vendor may provide prices quoted by a single broker or market maker. Market prices do not constitute a bid or an offer, and may differ from the actual sale price. Securities for which a price is not available are marked "N/A" and are omitted from the Total.

THE AS OF PRICE DATE ONLY APPEARS WHEN THE PRICE DATE DOES NOT EQUAL THE STATEMENT DATE.

Estimated Annual Figures

The estimated annual income (EAI) and estimated annual yield (EAY) figures are estimates and for informational purposes only. These figures are not considered to be a forecast or guarantee of future results. These figures are computed using information from providers believed to be reliable; however, no assurance can be made as to the accuracy. Since interest and dividend rates are subject to change at any time, and may be affected by current and future economic, political, and business conditions, they should not be relied on for making investment, trading, or tax decisions. These figures assume that the position quantities, interest and dividend rates, and prices remain constant. A capital gain or return of principal may be included in the figures for certain securities, thereby overstating them. Refer to www.pershing.com/disclosures for specific details as to formulas used to calculate the figures. Accrued interest represents interest earned but not yet received.

Reinvestment

The dollar amount of Mutual Fund distributions, Money Market Fund dividend income, Bank Deposit interest income, or dividends for other securities shown on your statement may



Financial Northeastern Securities, Inc.
100 Passaic Avenue
Fairfield, New Jersey 07004
800-FNC-4141 or 973-882-9337

October 1, 2021 - October 31, 2021
TYLER COUNTY

Portfolio Holdings Disclosures (continued)

Reinvestment (continued)

have been reinvested. You will not receive confirmation of these reinvestments. Upon written request to your financial institution, information pertaining to these transactions, including the time of execution and the name of the person from whom your security was purchased, may be obtained. In dividend reinvestment transactions, Pershing acts as your agent and receives payment for order flow.

Option Disclosure

Information with respect to commissions and other charges incurred in connection with the execution of option transactions has been included in confirmations previously furnished to you. A summary of this information is available to you promptly upon your written request directed to your introducing firm. In order to assist your introducing firm in maintaining current background and financial information concerning your option accounts, please promptly advise them in writing of any material change in your investment objectives or financial situation. Expiring options which are valuable are exercised automatically pursuant to the exercise by exception procedure of the Options Clearing Corporation. Additional information regarding this procedure is available upon written request to your introducing firm.

Certificates of Deposit

Certificates of Deposit acquired through the Certificate of Deposit Account Registry Service ("CDARS") and held in your brokerage account are subject to Securities Investor Protection Corporation (SIPC) coverage. Please see additional information about SIPC under Important Information and Disclosures on this statement.

Please be advised that the secondary market for CDs is generally illiquid; the actual value of CDs may be different from their purchase price; and a significant loss of principal could result if your CDs are sold prior to maturity. In the event that the CDs listed above do not indicate a market valuation, an accurate market value could not be determined. In the event that a price is listed above for your CDs, Pershing has obtained a price from sources deemed to be reliable or has priced your CDs using a matrix formula. Prices are estimates and the actual value you may obtain for your CD may be different if you elect to sell your CD in the secondary market.

Foreign Currency Transactions

Pershing will execute foreign currency transactions as principal for your account. Pershing may automatically convert foreign currency to or from U.S. dollars for dividends and similar corporate action transactions unless you instruct your financial organization otherwise. Pershing's currency conversion rate will not exceed the highest interbank conversion rate identified from customary banking sources on the conversion date or the prior business day, increased by up to 1%, unless a particular rate is required by applicable law. Your financial organization may also increase the currency conversion rate. This conversion rate may differ from rates in effect on the date you executed a transaction, incurred a charge, or received a credit. Transactions converted by agents (such as depositories) will be billed at the rates such agents use.

Proxy Vote

Securities not fully paid for in your margin account may be lent by Pershing to itself or others in accordance with the terms outlined in the Margin Agreement. The right to vote your shares held on margin may be reduced by the amount of shares on loan. The Proxy Voting Instruction Form sent to you may reflect a smaller number of shares entitled to vote than the number of shares in your margin account.

Messages

Although a money market mutual fund seeks to preserve the value of your investment at \$1 per share, it is possible to lose money by investing in a money market mutual fund. Shares of a money market mutual fund or the balance of a bank deposit product held in your brokerage account may be liquidated upon request with the proceeds credited to your brokerage account. Please see the money market mutual fund's prospectus or the bank deposit product's disclosure document or contact your Investment Professional for additional information. Pursuant to SEC Rule 10b-10(b)(1) confirmations are not sent for purchases into money market mutual funds processed on the sweep platform. Pursuant to applicable



Messages (continued)

regulation, account statements will be produced monthly or quarterly.

eDelivery

Going digital is more important than ever before, and the benefits of electronic delivery--speed, convenience and safety--are clear. We offer eDelivery for account statements, prospectus documents, proxy or shareholder communications, tax documents, trade confirmations and more.

To enroll, log in to your brokerage account and look for the one-click eDelivery pop-up or simply select 'Go Paperless' at the top of any page and follow the on-screen prompts for set-up. Enrollment can be activated as quickly as the day you register, and you will be notified when documents are available in an online, password-protected portal.

Contact your financial professional if you have any questions about any of our efficient digital tools.

Cash Not Yet Received

Security	Record Date	Payable Date	Quantity Held	Rate	Dividend Option	Amount of Payment
Interest						
MERRICK BK SOUTH JORDAN UTAH CTF DEP 1.500% 03/31/22 B/E	10/29/21	10/31/21	63,000.000	1.273972	Cash	80.26
Total Cash Not Yet Received						\$80.26

Assets shown here are not reflected in your account. This information has been received from sources we believe to be reliable. Pershing does not guarantee the accuracy of the information.

Important Information and Disclosures

The Role of Pershing

- Pershing carries your account as clearing broker pursuant to a clearing agreement with your financial institution. Pershing may accept from your financial institution without inquiry or investigation (i) orders for the purchase and sale of securities and other property and (ii) any other instructions concerning your account. Pershing is not responsible or liable for any acts or omissions of your financial institution or its employees and it does not supervise them. Pershing provides no investment advice nor does it assess the suitability of any transaction or order. Pershing acts as the agent of your financial institution and you agree that you will not hold Pershing or any person controlling or under common control with it liable for any investment losses incurred by you.
- Pershing performs several key functions at the direction of your financial institution. It acts as custodian for funds and securities you may deposit with it directly or through your financial institution or that it receives as the result of securities transactions it processes.
- Your financial institution is responsible for adherence to the securities laws, regulations and rules which apply to it regarding its own operations and the supervision of your account, its sales representatives and other personnel. Your financial institution is also responsible for approving the opening of accounts and obtaining account documents; the acceptance and, in certain instances, execution of securities orders; the assessment of the suitability of those transactions, where applicable; the rendering of investment advice, if any, to you and in general, for the ongoing relationship that it has with you.
- Inquiries concerning the positions and balances in your account may be directed to the Pershing Customer Service Department at (201) 413-3333. All other inquiries regarding your account or activity should be directed to your financial institution. Your financial organization's contact information can be found on the first page of this statement.
- For a description of other functions performed by Pershing please consult the Disclosure Statement provided to you upon the opening of your account. This notice is not meant

October 1, 2021 - October 31, 2021
TYLER COUNTY

Important Information and Disclosures (continued)

The Role of Pershing (continued)

as a definitive enumeration of every possible circumstance, but as a general disclosure. If you have any questions regarding this notice or if you would like additional copies of the Disclosure Statement, please contact your financial institution.

- Pershing is a member of the Securities Investor Protection Corporation (SIPC®). Please note that SIPC does not protect against loss due to market fluctuation. In addition to SIPC protection, Pershing provides coverage in excess of SIPC limits. For more detailed information please visit: www.pershing.com/about/strength-and-stability.
- This statement will be deemed conclusive. You are advised to report any inaccuracy or discrepancy (including unauthorized trading) promptly, but no later than ten days after receipt of this statement, to your financial organization and Pershing. Please be advised that any oral communication should be re-confirmed in writing to further protect your rights, including your rights under the Securities Investor Protection Act.
- Your financial organization's contact information can be found on the first page of this statement. Pershing's contact information is as follows: Pershing LLC, Legal Department, One Pershing Plaza, Jersey City, New Jersey 07399; (201) 413-3330. Errors and Omissions excepted.

Important Arbitration Disclosures

- All parties to this agreement are giving up the right to sue each other in court, including the right to a trial by jury, except as provided by the rules of the arbitration forum in which a claim is filed.
- Arbitration awards are generally final and binding; a party's ability to have a court reverse or modify an arbitration award is very limited.
- The ability of the parties to obtain documents, witness statements and other discovery is generally more limited in arbitration than in court proceedings.
- The arbitrators do not have to explain the reason(s) for their award, unless, in an eligible case, a joint request for an explained decision has been submitted by all parties to the panel at least 20 days prior to the first scheduled hearing date.
- The panel of arbitrators will typically include a minority of arbitrators who were or are affiliated with the securities industry.
- The rules of some arbitration forums may impose time limits for bringing a claim in arbitration. In some cases, a claim that is ineligible for arbitration may be brought in court.
- The rules of the arbitration forum in which the claim is filed, and any amendments thereto, shall be incorporated into this agreement.

Important Arbitration Agreement

Any controversy between you and Pershing LLC shall be submitted to arbitration before the Financial Industry Regulatory Authority. No person shall bring a putative or certified class action to arbitration, nor seek to enforce any predispute arbitration agreement against any person who has initiated in court a putative class action, who is a member of a putative class who has not opted out of the class with respect to any claims encompassed by the putative class action until; (I) the class certification is denied; (II) the class is decertified; or (III) the client is excluded from the class by the court. Such forbearance to enforce an agreement to arbitrate shall not constitute a waiver of any rights under this agreement except to the extent stated herein. The laws of the State of New York govern.

Pershing's contact information is as follows: Pershing LLC, Legal Department, One Pershing Plaza, Jersey City, New Jersey 07399; (201) 413-3330.

Section 4

Income/Expense Report

Deposits/Income



Income Statement

Account Summary

For Fiscal: 2021 Period Ending: 10/31/2021

		Original Total Budget	Current Total Budget	MTD Activity	YTD Activity	Budget Remaining
Fund: 010 - GENERAL FUND						
Revenue						
010-30405	ESTIMATED PARTIAL CARRYOVER	1,060,397.69	1,060,397.69	0.00	0.00	1,060,397.69
010-31001	AD VAL .6782	6,705,573.00	6,705,573.00	0.00	6,748,210.77	-42,637.77
010-31004	HALF CENT SALES TAX(TAX ALLOC)	600,000.00	600,000.00	86,310.32	683,302.17	-83,302.17
010-31008	PAYMENT IN LIEU OF TAXES	65,000.00	65,000.00	0.00	70,380.66	-5,380.66
010-31020	DELINQUENT AD VALOREM	230,000.00	230,000.00	58,020.28	491,535.69	-261,535.69
010-31030	ALCOHOLIC BEVERAGE TAX	1,500.00	1,500.00	534.63	4,403.53	-2,903.53
010-31147	SCHOOL TAX COLLECTION FEES	30,000.00	30,000.00	0.00	28,823.17	1,176.83
010-31150	SHERIFF FEES	20,000.00	20,000.00	0.00	9,273.80	10,726.20
010-31152	SHERIFF TRANSPORT FEES	100.00	100.00	0.00	0.00	100.00
010-31153	STATE COMPTROLLER FEES	9,000.00	9,000.00	0.00	9,627.67	-627.67
010-31155	TITLES	12,000.00	12,000.00	905.00	11,640.00	360.00
010-31157	EXCESS PROCEEDS	1,000.00	1,000.00	0.00	0.00	1,000.00
010-31201	STATE SALARY SUPPLEMENTS	25,000.00	25,000.00	0.00	0.00	25,000.00
010-31400	TAC CHAPTER 19 FUNDS	100.00	100.00	0.00	0.00	100.00
010-32000	AD VALOREM FEES	300,000.00	300,000.00	29,179.51	392,804.19	-92,804.19
010-32102	ALCOHOL LICENSE PERMIT/FEES	100.00	100.00	0.00	0.00	100.00
010-32103	AUTO REGISTRATION FEES	85,000.00	85,000.00	3,790.66	76,954.81	8,045.19
010-32111	CONSTABLE FEES	1,000.00	1,000.00	0.00	0.00	1,000.00
010-32118	PROBATE JUDICIAL EDUCATION FEES	400.00	400.00	0.00	420.00	-20.00
010-32125	FAMILY PROTECTION FEES	1,500.00	1,500.00	75.00	1,110.00	390.00
010-32127	FLOODPLAIN PERMIT FEE	325.00	325.00	25.00	275.00	50.00
010-32129	INDIGENT CIVIL LEGAL SERV FEES	3,000.00	3,000.00	150.00	2,845.00	155.00
010-32130	INMATE TELEPHONE COMMISSIONS	100.00	100.00	0.00	0.00	100.00
010-32131	JURY FEES/REIMBURSEMENTS	10,000.00	10,000.00	128.00	3,781.00	6,219.00
010-32132	RENTAL FEES COLLECTED	0.00	0.00	2,722.50	27,225.00	-27,225.00
010-32133	GROSS WEIGHT AXEL PAYMENTS/STATE	17,549.00	17,549.00	0.00	21,795.00	-4,246.00
010-32501	JUSTICE-OF-PEACE I FEES	80,000.00	80,000.00	4,820.41	53,987.36	26,012.64
010-32502	JUSTICE-OF-PEACE II FEES	8,000.00	8,000.00	2,183.26	20,586.47	-12,586.47
010-32503	JUSTICE-OF-PEACE III FEES	8,000.00	8,000.00	787.27	10,254.95	-2,254.95
010-32504	JUSTICE-OF-PEACE IV FEES	8,000.00	8,000.00	317.46	5,975.72	2,024.28
010-32516	COUNTY CLERK FEES	150,000.00	150,000.00	14.00	107,416.83	42,583.17
010-32517	COUNTY CLERK FINES	20,000.00	20,000.00	0.00	6,842.81	13,157.19
010-32519	DISTRICT CLERK FEES	80,000.00	80,000.00	4,698.50	60,759.30	19,240.70
010-32522	DISTRICT CLERK FINES	30,000.00	30,000.00	1,671.00	19,705.95	10,294.05
010-32531	E-FILE COUNTY CLERK FEES	5,000.00	5,000.00	0.00	3,356.35	1,643.65
010-32532	E-FILE DISTRICT CLERK FEES	5,000.00	5,000.00	580.00	7,368.00	-2,368.00
010-32533	E-FILE JUSTICE OF PEACE FEES	2,000.00	2,000.00	310.00	2,565.00	-565.00
010-32534	TRUANCY PREVENTION & DIVERSION JP FE	2,000.00	2,000.00	21.06	289.50	1,710.50
010-32535	STATE BIRTH CERTIFICATE FEES (STATB)	1,000.00	1,000.00	0.00	0.00	1,000.00
010-32536	STATE CHILDREN'S TRUST (STATE)	1,000.00	1,000.00	0.00	0.00	1,000.00
010-32537	JUDICIAL FUND - SALARY, ETC (JF)	1,000.00	1,000.00	14,166.66	48,636.63	-47,636.63
010-32538	NON DISCLOSURE COURT COST (NDISC)	1,000.00	1,000.00	0.00	0.00	1,000.00
010-32541	DISTRICT CLERK SB 42 FEES	1,000.00	1,000.00	95.00	835.00	165.00
010-32542	COUNTY CLERK SB 42 FEES	1,000.00	1,000.00	0.00	501.00	499.00
010-32543	JUSTICE OF THE PEACE SB-42 FEES	100.00	100.00	0.00	0.00	100.00
010-32544	(VRC) VISUAL RECORDING FEE - COUNTY C	100.00	100.00	0.00	60.00	40.00
010-32549	OVER WEIGHT MOTOR FEES	0.00	0.00	0.00	531.34	-531.34
010-33789	J.P. NEW TRAFFIC FEE AFTER 9/1/2019-STA	0.00	0.00	324.63	324.63	-324.63
010-34596	J. P. REVENUE-STATE-CVC	0.00	0.00	11.00	11.00	-11.00
010-34610	J. P. FEES-STATE-DPS ARREST FEE	0.00	0.00	32.47	32.47	-32.47
010-34709	STATE - J.P. FEES-STATE-CONSOLIDATED CO	0.00	0.00	402.53	402.53	-402.53

Income Statement

For Fiscal: 2021 Period Ending: 10/31/2021

	Original Total Budget	Current Total Budget	MTD Activity	YTD Activity	Budget Remaining	
010-35100	INTEREST ON INVESTMENTS	23,000.00	23,000.00	1,679.10	19,063.95	3,936.05
010-35101	Certificates of Deposit - Redeemed	617.53	617.53	0.00	0.00	617.53
010-35102	INTEREST FNB INVESTMENTS	1,000.00	1,000.00	0.00	0.00	1,000.00
010-35104	INTEREST TEXAS CLASS INVESTMENTS	1,000.00	1,000.00	0.00	213.50	786.50
010-35105	INTEREST FNB WICHITA FALLS INVESTMEN	1,000.00	1,000.00	252.26	1,709.32	-709.32
010-35106	INTEREST EDUCATION FCU INVESTMENTS	1,000.00	1,000.00	0.00	0.00	1,000.00
010-35107	INTEREST NECHES FCU INVESTMENTS	1,000.00	1,000.00	160.27	774.66	225.34
010-35108	FINANCIAL NORTH INTEREST ON INVESTM	1,000.00	1,000.00	0.00	5,271.17	-4,271.17
010-36109	INDIGENT DEFENSE FORMULA GRANT	20,000.00	20,000.00	6,293.75	25,175.00	-5,175.00
010-37000	REFUNDS	45,000.00	45,000.00	4,082.23	70,209.98	-25,209.98
010-37102	REIMBURSEMENTS	20,000.00	20,000.00	0.00	716,305.52	-696,305.52
010-37103	REIMBURSEMENTS/ELECTIONS	12,000.00	12,000.00	0.00	70,139.33	-58,139.33
010-37104	REIMBURSEMENTS-SHERIFF DEPARTMENT	100,000.00	100,000.00	9,734.64	15,367.32	84,632.68
010-37105	REIMB. INSURANCE CLAIMS	100.00	100.00	0.00	46,366.09	-46,266.09
010-37111	VINE/SAVNS REIMBURSEMENT	14,000.00	14,000.00	0.00	57,040.90	-43,040.90
010-37112	REIMBURSEMENT - ANIMAL CONTROL	1,000.00	1,000.00	0.00	0.00	1,000.00
010-38100	CDA SALARY SUPPLEMENTS	20,000.00	20,000.00	0.00	2,500.00	17,500.00
010-38107	REIMBURSEMENTS-HOSPITALIZATION	4,000.00	4,000.00	158.68	26,205.51	-22,205.51
010-38111	DONATIONS	100.00	100.00	0.00	0.00	100.00
010-38113	OTHER INCOME	20,000.00	20,000.00	0.00	91.95	19,908.05
010-38115	SALE OF SHERIFF'S CARS	1,000.00	1,000.00	0.00	3,163.75	-2,163.75
010-38116	SHERIFF SALES	1,000.00	1,000.00	0.00	120,079.85	-119,079.85
010-38119	UNCLAIMED PROPERTY	100.00	100.00	0.00	0.00	100.00
010-38120	UNUSED JURY MONEY	5,000.00	5,000.00	0.00	3,152.00	1,848.00
010-39006	TRANSFER FROM VAW SPEC PROS	100.00	100.00	0.00	0.00	100.00
010-39010	TRANSFER FROM STATE COSTS	25,000.00	25,000.00	0.00	2,411.92	22,588.08
010-39019	TRANSFER FROM CDA STATE APPROPRIATI	1,000.00	1,000.00	0.00	0.00	1,000.00
010-39200	SALE OF EQUIPMENT	0.00	0.00	0.00	3,607.50	-3,607.50
	Revenue Total:	9,901,862.22	9,901,862.22	234,637.08	10,123,699.52	-221,837.30
	Fund: 010 - GENERAL FUND Total:	9,901,862.22	9,901,862.22	234,637.08	10,123,699.52	

Fund: 020 - GENERAL ROAD & BRIDGE

Revenue						
020-31000	AD VAL-.2547	2,497,425.00	2,497,425.00	0.00	2,533,381.61	-35,956.61
020-31009	PAYMENT IN LIEU OF TAXES	850.00	850.00	0.00	452.04	397.96
020-31020	DELINQUENT AD VALOREM	73,000.00	73,000.00	21,351.68	160,858.21	-87,858.21
020-32222	MOTOR VEHICLE REGISTRATION	360,000.00	360,000.00	0.00	332,515.76	27,484.24
020-32517	COUNTY CLERK FINES	7,009.00	7,009.00	0.00	6,874.11	134.89
020-32522	DISTRICT CLERK FINES	20,000.00	20,000.00	1,114.00	13,137.30	6,862.70
020-38150	DEPARTMENT OF TRANSPORATION	22,000.00	22,000.00	28,784.82	28,784.82	-6,784.82
020-39009	SPECIAL AUTO TAX	150,000.00	150,000.00	11,510.00	156,351.55	-6,351.55
	Revenue Total:	3,130,284.00	3,130,284.00	62,760.50	3,232,355.40	-102,071.40
	Fund: 020 - GENERAL ROAD & BRIDGE Total:	3,130,284.00	3,130,284.00	62,760.50	3,232,355.40	

Fund: 021 - ROAD & BRIDGE I

Revenue						
021-30000	BEGINNING BALANCE	22,807.58	148,994.93	0.00	0.00	148,994.93
021-35100	INTEREST ON INVESTMENTS	1,800.00	1,800.00	192.44	1,514.66	285.34
021-35104	INTEREST TEXAS CLASS INVESTMENTS	0.00	0.00	0.00	58.28	-58.28
021-37000	REFUNDS	100.00	100.00	0.00	185.94	-85.94
021-37102	REIMBURSEMENTS	0.00	0.00	0.00	29.36	-29.36
021-39000	TRANSFER FROM GENERAL FUND	51,200.00	51,200.00	0.00	51,200.00	0.00
021-39003	TRANSFER FROM GEN R&B	690,109.00	690,109.00	20,186.08	718,961.33	-28,852.33
021-39004	TRANSFER FROM R&B, PCT 2	19,040.00	19,040.00	1,586.61	15,866.10	3,173.90
021-39005	TRANSFER FROM R&B, PCT 4	0.00	0.00	0.00	42,353.89	-42,353.89
021-39015	TRANSFER FROM ROAD & BRIDGE #3	0.00	0.00	0.00	19,221.31	-19,221.31
021-39200	SALE OF EQUIPMENT	0.00	0.00	0.00	84,313.75	-84,313.75
	Revenue Total:	785,056.58	911,243.93	21,965.13	933,704.62	-22,460.69
	Fund: 021 - ROAD & BRIDGE I Total:	785,056.58	911,243.93	21,965.13	933,704.62	

Income Statement

For Fiscal: 2021 Period Ending: 10/31/2021

	Original Total Budget	Current Total Budget	MTD Activity	YTD Activity	Budget Remaining	
Fund: 022 - ROAD & BRIDGE II						
Revenue						
022-30000	BEGINNING BALANCE	120,334.30	120,334.30	0.00	0.00	120,334.30
022-35100	INTEREST ON INVESTMENTS	1,200.00	1,200.00	84.76	958.85	241.15
022-35104	INTEREST TEXAS CLASS INVESTMENTS	0.00	0.00	0.00	35.37	-35.37
022-37000	REFUNDS	150.00	150.00	0.00	73.78	76.22
022-37100	FEMA REIMBURSEMENTS	105,000.00	105,000.00	0.00	0.00	105,000.00
022-37102	REIMBURSEMENTS	0.00	0.00	0.00	1,093.79	-1,093.79
022-39000	TRANSFER FROM GENERAL FUND	51,200.00	51,200.00	0.00	51,200.00	0.00
022-39003	TRANSFER FROM GEN R&B	708,740.00	708,740.00	20,731.06	738,371.75	-29,631.75
022-39200	SALE OF EQUIPMENT/SCARP METAL	0.00	0.00	0.00	60,259.13	-60,259.13
	Revenue Total:	986,624.30	986,624.30	20,815.82	851,992.67	134,631.63
	Fund: 022 - ROAD & BRIDGE II Total:	986,624.30	986,624.30	20,815.82	851,992.67	
Fund: 023 - ROAD & BRIDGE III						
Revenue						
023-30000	BEGINNING BALANCE	196,424.75	196,424.75	0.00	0.00	196,424.75
023-35100	INTEREST ON INVESTMENTS	1,500.00	1,500.00	161.32	1,563.92	-63.92
023-35104	INTEREST TEXAS CLASS INVESTMENTS	0.00	0.00	0.00	63.22	-63.22
023-37000	REFUNDS	0.00	0.00	0.00	92.93	-92.93
023-37102	REIMBURSEMENTS	0.00	0.00	0.00	9,739.06	-9,739.06
023-39000	TRANSFER FROM GENERAL FUND	51,200.00	51,200.00	0.00	51,200.00	0.00
023-39003	TRANSFER FROM GEN R&B	908,543.01	908,543.01	26,575.40	946,528.09	-37,985.08
023-39005	TRANSFER FROM R&B, PCT 4	22,108.00	22,108.00	1,609.54	16,095.40	6,012.60
023-39200	SALE OF EQUIPMENT & SCRAP METAL	0.00	0.00	0.00	44,552.63	-44,552.63
	Revenue Total:	1,179,775.76	1,179,775.76	28,346.26	1,069,835.25	109,940.51
	Fund: 023 - ROAD & BRIDGE III Total:	1,179,775.76	1,179,775.76	28,346.26	1,069,835.25	
Fund: 024 - ROAD & BRIDGE IV						
Revenue						
024-30000	BEGINNING BALANCE	239,595.37	303,430.37	0.00	0.00	303,430.37
024-35100	INTEREST ON INVESTMENTS	1,200.00	1,200.00	279.95	1,948.73	-748.73
024-35104	INTEREST TEXAS CLASS INVESTMENTS	0.00	0.00	0.00	117.97	-117.97
024-37000	REFUNDS	0.00	0.00	0.00	237.60	-237.60
024-39000	TRANSFER FROM GENERAL FUND	51,200.00	51,200.00	0.00	51,200.00	0.00
024-39003	TRANSFER FROM GEN R&B	822,892.00	822,892.00	24,070.07	857,296.34	-34,404.34
024-39200	SALE OF EQUIPMENT	0.00	0.00	0.00	63,430.61	-63,430.61
	Revenue Total:	1,114,887.37	1,178,722.37	24,350.02	974,231.25	204,491.12
	Fund: 024 - ROAD & BRIDGE IV Total:	1,114,887.37	1,178,722.37	24,350.02	974,231.25	
Fund: 025 - TYLER CO AIRPORT						
Revenue						
025-30000	BEGINNING BALANCE	11,584.00	11,584.00	0.00	0.00	11,584.00
025-32101	AIRPORT FEES/RENTAL	1,500.00	1,500.00	0.00	3,508.63	-2,008.63
025-35100	INTEREST ON INVESTMENTS	250.00	250.00	-2.40	-0.42	250.42
025-39000	TRANSFER FROM GENERAL FUND	12,000.00	12,000.00	0.00	0.00	12,000.00
	Revenue Total:	25,334.00	25,334.00	-2.40	3,508.21	21,825.79
	Fund: 025 - TYLER CO AIRPORT Total:	25,334.00	25,334.00	-2.40	3,508.21	
Fund: 026 - TYLER CO. RODEO ARENA/FAIRGRND						
Revenue						
026-30000	BEGINNING BALANCE	18,412.00	18,412.00	0.00	0.00	18,412.00
026-31145	RODEO ARENA FEES	2,300.00	2,300.00	0.00	0.00	2,300.00
026-35100	INTEREST ON INVESTMENTS	30.00	30.00	12.96	133.87	-103.87
026-35104	INTEREST TEXAS CLASS INVESTMENTS	0.00	0.00	0.00	4.45	-4.45
026-39000	TRANSFER FROM GENERAL FUND	20,200.00	20,200.00	0.00	32,200.00	-12,000.00
	Revenue Total:	40,942.00	40,942.00	12.96	32,338.32	8,603.68
	Fund: 026 - TYLER CO. RODEO ARENA/FAIRGRND Total:	40,942.00	40,942.00	12.96	32,338.32	

Income Statement

For Fiscal: 2021 Period Ending: 10/31/2021

		Original Total Budget	Current Total Budget	MTD Activity	YTD Activity	Budget Remaining
Fund: 028 - ECONOMIC DEVELOPMENT						
Revenue						
028-35100	INTEREST ON INVESTMENTS	100.00	100.00	18.96	177.20	-77.20
028-39000	TRANSFER FROM GENERAL FUND	10,500.00	10,500.00	0.00	10,500.00	0.00
	Revenue Total:	10,600.00	10,600.00	18.96	10,677.20	-77.20
	Fund: 028 - ECONOMIC DEVELOPMENT Total:	10,600.00	10,600.00	18.96	10,677.20	
Fund: 029 - BENEVOLENCE FUND						
Revenue						
029-35104	INTEREST TEXAS CLASS INVESTMENTS	0.00	0.00	0.00	0.06	-0.06
029-39000	TRANSFER FROM GENERAL	1,000.00	1,000.00	0.00	1,000.00	0.00
	Revenue Total:	1,000.00	1,000.00	0.00	1,000.06	-0.06
	Fund: 029 - BENEVOLENCE FUND Total:	1,000.00	1,000.00	0.00	1,000.06	
Fund: 030 - DIST CL'K STATE APPROP						
Revenue						
030-30000	BEGINNING BALANCE	48,492.00	48,492.00	0.00	0.00	48,492.00
030-35100	INTEREST ON INVESTMENTS	100.00	100.00	15.57	143.91	-43.91
	Revenue Total:	48,592.00	48,592.00	15.57	143.91	48,448.09
	Fund: 030 - DIST CL'K STATE APPROP Total:	48,592.00	48,592.00	15.57	143.91	
Fund: 031 - COUNTY CLERK RMP						
Revenue						
031-30000	BEGINNING BALANCE	234,703.00	234,703.00	0.00	0.00	234,703.00
031-31143	RECORD ARCHIVE FEES	0.00	0.00	0.00	37,711.00	-37,711.00
031-32134	DIGITIZED PRESERVATION FOR COURT REC	0.00	0.00	0.00	1,040.00	-1,040.00
031-32524	COUNTY CLERK FEES (RMP)	50,000.00	50,000.00	0.00	36,318.50	13,681.50
031-32539	CLERK RECORDS ARCHIVE FEES (ARCHV)	50,000.00	50,000.00	0.00	0.00	50,000.00
031-35100	INTEREST ON INVESTMENTS	600.00	600.00	211.82	1,457.64	-857.64
031-35104	INTEREST TEXAS CLASS INVESTMENTS	0.00	0.00	0.00	53.44	-53.44
	Revenue Total:	335,303.00	335,303.00	211.82	76,580.58	258,722.42
	Fund: 031 - COUNTY CLERK RMP Total:	335,303.00	335,303.00	211.82	76,580.58	
Fund: 032 - C D A FORFEITURE						
Revenue						
032-30000	BEGINNING BALANCE	15,000.00	15,000.00	0.00	0.00	15,000.00
032-32529	DIST. ATTY FORFEITURES AWARDED	20.00	20.00	0.00	7,606.20	-7,586.20
032-35100	INTEREST ON INVESTMENTS	0.00	0.00	2.88	23.85	-23.85
	Revenue Total:	15,020.00	15,020.00	2.88	7,630.05	7,389.95
	Fund: 032 - C D A FORFEITURE Total:	15,020.00	15,020.00	2.88	7,630.05	
Fund: 033 - SHERIFF FORFEITURE						
Revenue						
033-30000	BEGINNING BALANCE	5,900.00	5,900.00	0.00	0.00	5,900.00
	Revenue Total:	5,900.00	5,900.00	0.00	0.00	5,900.00
	Fund: 033 - SHERIFF FORFEITURE Total:	5,900.00	5,900.00	0.00	0.00	
Fund: 034 - DISTRICT CLERK RMP						
Revenue						
034-30000	BEGINNING BALANCE	2,030.00	2,030.00	0.00	0.00	2,030.00
034-32526	DIST CLK CRIMINAL ARCHIVE FEE	1,650.00	1,650.00	0.00	0.00	1,650.00
034-32530	DISTRICT CLERK ARCHIVE FEE	1,320.00	1,320.00	95.00	1,220.00	100.00
034-35100	INTEREST ON INVESTMENTS	0.00	0.00	1.08	9.52	-9.52
	Revenue Total:	5,000.00	5,000.00	96.08	1,229.52	3,770.48
	Fund: 034 - DISTRICT CLERK RMP Total:	5,000.00	5,000.00	96.08	1,229.52	
Fund: 035 - AMERICAN RESCUE PLAN ACT FUNDING						
Revenue						
035-31301	ARPA FUNDING	0.00	-2,104,766.00	0.00	0.00	-2,104,766.00
	Revenue Total:	0.00	-2,104,766.00	0.00	0.00	-2,104,766.00
	Fund: 035 - AMERICAN RESCUE PLAN ACT FUNDING Total:	0.00	-2,104,766.00	0.00	0.00	

Income Statement

For Fiscal: 2021 Period Ending: 10/31/2021

		Original Total Budget	Current Total Budget	MTD Activity	YTD Activity	Budget Remaining
Fund: 036 - LIBRARY FUND						
Revenue						
036-32517	COUNTY CLERK FINES	2,500.00	2,500.00	0.00	2,060.00	440.00
036-32522	DISTRICT CLERK FINES	5,000.00	5,000.00	260.00	3,700.00	1,300.00
036-35100	INTEREST ON INVESTMENTS	100.00	100.00	22.31	228.40	-128.40
036-39000	TRANSFER FROM GENERAL	25,000.00	25,000.00	0.00	25,000.00	0.00
	Revenue Total:	32,600.00	32,600.00	282.31	30,988.40	1,611.60
	Fund: 036 - LIBRARY FUND Total:	32,600.00	32,600.00	282.31	30,988.40	
Fund: 037 - T C COLLECTION CENTER						
Revenue						
037-35100	INTEREST ON INVESTMENTS	0.00	0.00	101.18	935.22	-935.22
	Revenue Total:	0.00	0.00	101.18	935.22	-935.22
	Fund: 037 - T C COLLECTION CENTER Total:	0.00	0.00	101.18	935.22	
Fund: 039 - TXCDBG SMALL BUSINESS LOAN PRJ						
Revenue						
039-39300	LOAN PROCEEDS	0.00	0.00	552.50	5,002.50	-5,002.50
	Revenue Total:	0.00	0.00	552.50	5,002.50	-5,002.50
	Fund: 039 - TXCDBG SMALL BUSINESS LOAN PRJ Total:	0.00	0.00	552.50	5,002.50	
Fund: 041 - PEACE OFFICER SERVICE FEES						
Revenue						
041-31142	PEACE OFFICER FEES	0.00	0.00	0.00	6,800.00	-6,800.00
041-35100	INTEREST ON INVESTMENTS	0.00	0.00	28.83	192.44	-192.44
041-35104	INTEREST TEXAS CLASS INVESTMENTS	0.00	0.00	0.00	6.13	-6.13
041-37102	REIMBURSEMENT- STATE AID	0.00	0.00	0.00	2,173.06	-2,173.06
	Revenue Total:	0.00	0.00	28.83	9,171.63	-9,171.63
	Fund: 041 - PEACE OFFICER SERVICE FEES Total:	0.00	0.00	28.83	9,171.63	
Fund: 042 - HAVA GRANT/CARES ACT						
Revenue						
042-31100	FEDERAL AID	0.00	0.00	0.00	120,000.00	-120,000.00
	Revenue Total:	0.00	0.00	0.00	120,000.00	-120,000.00
	Fund: 042 - HAVA GRANT/CARES ACT Total:	0.00	0.00	0.00	120,000.00	
Fund: 043 - JAIL INTEREST & SINKING						
Revenue						
043-30000	BEGINNING BALANCE	100,000.00	100,000.00	0.00	0.00	100,000.00
043-31020	DELINQUENT AD VALOREM	1,000.00	1,000.00	32.13	102.94	897.06
043-35100	INTEREST ON INVESTMENTS	1,500.00	1,500.00	48.65	530.73	969.27
043-35103	INTEREST TEX POOL INVESTMENTS	0.00	0.00	0.00	2.52	-2.52
	Revenue Total:	102,500.00	102,500.00	80.78	636.19	101,863.81
	Fund: 043 - JAIL INTEREST & SINKING Total:	102,500.00	102,500.00	80.78	636.19	
Fund: 044 - COURTHOUSE SECURITY						
Revenue						
044-30000	BEGINNING BALANCE	3,276.00	3,276.00	0.00	0.00	3,276.00
044-30403	ESTIMATED CARRYOVER	20,035.00	20,035.00	0.00	0.00	20,035.00
044-32112	COURTHOUSE SECURITY FEES	18,000.00	18,000.00	142.13	6,068.40	11,931.60
044-35100	INTEREST ON INVESTMENTS	200.00	200.00	26.24	276.61	-76.61
044-39000	TRANSFER FROM GENERAL FUND	75,000.00	75,000.00	0.00	75,000.00	0.00
	Revenue Total:	116,511.00	116,511.00	168.37	81,345.01	35,165.99
	Fund: 044 - COURTHOUSE SECURITY Total:	116,511.00	116,511.00	168.37	81,345.01	
Fund: 045 - COUNTY-RMP						
Revenue						
045-30000	BEGINNING BALANCE	55,000.00	55,000.00	0.00	0.00	55,000.00
045-32527	DIST. & CO. CLERK FEES	4,000.00	4,000.00	107.50	2,908.94	1,091.06
045-35100	INTEREST ON INVESTMENTS	350.00	350.00	30.86	247.44	102.56

Income Statement

For Fiscal: 2021 Period Ending: 10/31/2021

		Original Total Budget	Current Total Budget	MTD Activity	YTD Activity	Budget Remaining
045-35104	INTEREST TEXAS CLASS INVESTMENTS	0.00	0.00	0.00	3.52	-3.52
	Revenue Total:	59,350.00	59,350.00	138.36	3,159.90	56,190.10
	Fund: 045 - COUNTY-RMP Total:	59,350.00	59,350.00	138.36	3,159.90	
Fund: 047 - COUNTY-WIDE RIGHT-OF-WAY FUNDB						
Revenue						
047-30404	PARTIAL CARRYOVER	500,000.00	500,000.00	0.00	0.00	500,000.00
047-35100	INTEREST ON INVESTMENTS	1,000.00	1,000.00	233.63	903.84	96.16
047-35104	INTEREST TEXAS CLASS INVESTMENTS	0.00	0.00	0.00	142.64	-142.64
047-37102	REIMBURSEMENTS	0.00	0.00	0.00	180,460.00	-180,460.00
	Revenue Total:	501,000.00	501,000.00	233.63	181,506.48	319,493.52
	Fund: 047 - COUNTY-WIDE RIGHT-OF-WAY FUNDB Total:	501,000.00	501,000.00	233.63	181,506.48	
Fund: 048 - EMERGENCY DISASTER RELIEF						
Revenue						
048-30000	BEGINNING BALANCE	800,000.00	800,000.00	0.00	0.00	800,000.00
048-35100	INTEREST ON INVESTMENTS	5,000.00	5,000.00	1,652.99	8,085.46	-3,085.46
048-35103	INTEREST TEX POOL INVESTMENTS	0.00	0.00	0.00	65.09	-65.09
048-35104	INTEREST TEXAS CLASS INVESTMENTS	0.00	0.00	0.00	888.84	-888.84
048-35105	INTEREST FNB WICHITA FALLS INVESTMEN	0.00	0.00	0.00	186.65	-186.65
048-37100	AMERICAN RESCUE ACT FUNDING	0.00	0.00	0.00	2,112,768.94	-2,112,768.94
	Revenue Total:	805,000.00	805,000.00	1,652.99	2,121,994.98	-1,316,994.98
	Fund: 048 - EMERGENCY DISASTER RELIEF Total:	805,000.00	805,000.00	1,652.99	2,121,994.98	
Fund: 049 - C D A TRUST						
Revenue						
049-31144	RESTITUTION COLLECTED	10,000.00	10,000.00	0.00	1,221.11	8,778.89
	Revenue Total:	10,000.00	10,000.00	0.00	1,221.11	8,778.89
	Fund: 049 - C D A TRUST Total:	10,000.00	10,000.00	0.00	1,221.11	
Fund: 050 - C D A FEES						
Revenue						
050-30000	BEGINNING BALANCE	3,963.00	3,963.00	0.00	0.00	3,963.00
050-32528	DIST. ATTY FEES	12,000.00	12,000.00	0.00	126.28	11,873.72
	Revenue Total:	15,963.00	15,963.00	0.00	126.28	15,836.72
	Fund: 050 - C D A FEES Total:	15,963.00	15,963.00	0.00	126.28	
Fund: 051 - CDA STATE APPROPRIATIONS FUND						
Revenue						
051-35100	INTEREST ON INVESTMENTS	0.00	0.00	39.83	368.18	-368.18
	Revenue Total:	0.00	0.00	39.83	368.18	-368.18
	Fund: 051 - CDA STATE APPROPRIATIONS FUND Total:	0.00	0.00	39.83	368.18	
Fund: 052 - ALTERNATE DISPUTE RESOLUTION						
Revenue						
052-32516	COUNTY CLERK FEES	0.00	0.00	0.00	49,017.40	-49,017.40
052-32519	DISTRICT CLERK FEES	0.00	0.00	0.00	15.00	-15.00
052-35100	INTEREST ON INVESTMENTS	0.00	0.00	25.68	199.25	-199.25
	Revenue Total:	0.00	0.00	25.68	49,231.65	-49,231.65
	Fund: 052 - ALTERNATE DISPUTE RESOLUTION Total:	0.00	0.00	25.68	49,231.65	
Fund: 056 - STATE-JUDICIAL EDUCATION						
Revenue						
056-32516	COUNTY CLERK FEES	0.00	0.00	115.00	1,292.14	-1,292.14
	Revenue Total:	0.00	0.00	115.00	1,292.14	-1,292.14
	Fund: 056 - STATE-JUDICIAL EDUCATION Total:	0.00	0.00	115.00	1,292.14	
Fund: 059 - STATE-CVC						
Revenue						
059-32506	JUSTICE OF PEACE REVENUE	0.00	0.00	194.00	1,858.00	-1,858.00
059-32515	DISTRICT & COUNTY CLERK REVNUUE	0.00	0.00	0.00	37.45	-37.45
059-35100	INTEREST ON INVESTMENTS	0.00	0.00	0.02	12.81	-12.81

Income Statement

For Fiscal: 2021 Period Ending: 10/31/2021

		Original Total Budget	Current Total Budget	MTD Activity	YTD Activity	Budget Remaining
059-38102	CVC JUROR DONATIONS	0.00	0.00	0.00	69.00	-69.00
	Revenue Total:	0.00	0.00	194.02	1,977.26	-1,977.26
	Fund: 059 - STATE-CVC Total:	0.00	0.00	194.02	1,977.26	
Fund: 061 - STATE-DPS ARREST FEE						
Revenue						
061-32500	JUSTICE OF PEACE FEES	0.00	0.00	332.92	3,127.61	-3,127.61
061-32514	COUNTY & DISTRICT CLERK FEES	0.00	0.00	0.00	133.31	-133.31
061-35100	INTEREST ON INVESTMENTS	0.00	0.00	0.84	114.15	-114.15
	Revenue Total:	0.00	0.00	333.76	3,375.07	-3,375.07
	Fund: 061 - STATE-DPS ARREST FEE Total:	0.00	0.00	333.76	3,375.07	
Fund: 067 - STATE-TLFTA						
Revenue						
067-32509	JUSTICE PEACE REV 95-97	0.00	0.00	165.97	2,979.85	-2,979.85
067-32546	JP FEES /OMNI FEE 2020	0.00	0.00	123.73	1,100.35	-1,100.35
067-35100	INTEREST ON INVESTMENTS	0.00	0.00	0.40	38.07	-38.07
	Revenue Total:	0.00	0.00	290.10	4,118.27	-4,118.27
	Fund: 067 - STATE-TLFTA Total:	0.00	0.00	290.10	4,118.27	
Fund: 068 - STATE-TIME PAYMENT						
Revenue						
068-32514	COUNTY & DISTRICT CLERK FEES	0.00	0.00	50.00	1,351.78	-1,351.78
068-35100	INTEREST ON INVESTMENTS	0.00	0.00	0.18	47.55	-47.55
	Revenue Total:	0.00	0.00	50.18	1,399.33	-1,399.33
	Fund: 068 - STATE-TIME PAYMENT Total:	0.00	0.00	50.18	1,399.33	
Fund: 069 - STATE-FUGITIVE APPREHENSION						
Revenue						
069-32514	COUNTY & DISTRICT CLERK FEES	0.00	0.00	0.00	5.35	-5.35
069-35100	INTEREST ON INVESTMENTS	0.00	0.00	0.00	0.49	-0.49
	Revenue Total:	0.00	0.00	0.00	5.84	-5.84
	Fund: 069 - STATE-FUGITIVE APPREHENSION Total:	0.00	0.00	0.00	5.84	
Fund: 070 - STATE-CONSOLIDATED COURT COSTS						
Revenue						
070-32500	STATE - OLD CASES JUSTICE OF PEACE FEES	0.00	0.00	637.82	6,656.25	-6,656.25
070-32514	STATE - COUNTY & DISTRICT CLERK FEES	0.00	0.00	80.00	7,693.69	-7,693.69
070-32545	LOCAL - JUSTICE OF THE PEACE FEES	0.00	0.00	905.23	8,019.03	-8,019.03
070-32548	STATE - JUSTICE OF THE PEACE FEES	0.00	0.00	2,845.23	33,755.37	-33,755.37
070-32550	LOCAL - COUNTY & DISTRICT CLERK REVEN	0.00	0.00	0.00	1,626.00	-1,626.00
070-35100	INTEREST ON INVESTMENTS	0.00	0.00	1.66	172.22	-172.22
	Revenue Total:	0.00	0.00	4,469.94	57,922.56	-57,922.56
	Fund: 070 - STATE-CONSOLIDATED COURT COSTS Total:	0.00	0.00	4,469.94	57,922.56	
Fund: 071 - STATE-JUVENILE CRIME & DELINQ						
Revenue						
071-32514	COUNTY & DISTRICT CLERK FEES	0.00	0.00	0.00	0.54	-0.54
	Revenue Total:	0.00	0.00	0.00	0.54	-0.54
	Fund: 071 - STATE-JUVENILE CRIME & DELINQ Total:	0.00	0.00	0.00	0.54	
Fund: 072 - TYLER COUNTY SEACH & RESCUE						
Revenue						
072-35100	INTEREST ON INVESTMENTS	0.00	0.00	0.06	0.58	-0.58
	Revenue Total:	0.00	0.00	0.06	0.58	-0.58
	Fund: 072 - TYLER COUNTY SEACH & RESCUE Total:	0.00	0.00	0.06	0.58	
Fund: 073 - JUSTICE COURT TECHNOLOGY FUND						
Revenue						
073-32500	JUSTICE OF PEACE FEES	0.00	0.00	42.13	596.13	-596.13

Income Statement

For Fiscal: 2021 Period Ending: 10/31/2021

		Original Total Budget	Current Total Budget	MTD Activity	YTD Activity	Budget Remaining
073-35100	INTEREST ON INVESTMENTS	0.00	0.00	15.78	147.57	-147.57
	Revenue Total:	0.00	0.00	57.91	743.70	-743.70
	Fund: 073 - JUSTICE COURT TECHNOLOGY FUND Total:	0.00	0.00	57.91	743.70	
Fund: 074 - HOMELAND SECURITY						
Revenue						
074-35100	INTEREST ON INVESTMENTS	0.00	0.00	3.13	28.95	-28.95
	Revenue Total:	0.00	0.00	3.13	28.95	-28.95
	Fund: 074 - HOMELAND SECURITY Total:	0.00	0.00	3.13	28.95	
Fund: 075 - STATE - CORR MGT INST TX/CRIM JUST CTR						
Revenue						
075-32514	COUNTY & DISTRICT CLERK FEES	0.00	0.00	0.00	0.54	-0.54
	Revenue Total:	0.00	0.00	0.00	0.54	-0.54
	Fund: 075 - STATE - CORR MGT INST TX/CRIM JUST CTR Total:	0.00	0.00	0.00	0.54	
Fund: 076 - EMERGENCY OPERATIONS CENTER						
Revenue						
076-30000	BEGINNING BALANCE	9,099.00	9,099.00	0.00	0.00	9,099.00
076-35100	INTEREST ON INVESTMENTS	200.00	200.00	66.21	677.82	-477.82
076-38118	REIMBURSEMENT/MISC INCOME	0.00	0.00	0.00	6.46	-6.46
076-39000	TRANSFER FROM GENERAL FUND	162,808.00	162,808.00	0.00	162,808.00	0.00
	Revenue Total:	172,107.00	172,107.00	66.21	163,492.28	8,614.72
	Fund: 076 - EMERGENCY OPERATIONS CENTER Total:	172,107.00	172,107.00	66.21	163,492.28	
Fund: 077 - STATE-CHILD SAFETY SEAT & SEAT BELT VIOLATIONS						
Revenue						
077-32505	JUSTICE OF PEACE FINES	0.00	0.00	0.00	217.01	-217.01
077-35100	INTEREST ON INVESTMENTS	0.00	0.00	0.03	102.24	-102.24
	Revenue Total:	0.00	0.00	0.03	319.25	-319.25
	Fund: 077 - STATE-CHILD SAFETY SEAT & SEAT BELT VIOLATIONS Total:	0.00	0.00	0.03	319.25	
Fund: 078 - STATE-TRAFFIC FEE						
Revenue						
078-32500	J.P. OLD TRAFFIC FEES	0.00	0.00	290.22	3,586.12	-3,586.12
078-32509	J.P. NEW TRAFFIC FEE AFTER 9/1/2019	0.00	0.00	1,790.42	20,291.69	-20,291.69
078-35100	INTEREST ON INVESTMENTS	0.00	0.00	-0.90	33.45	-33.45
	Revenue Total:	0.00	0.00	2,079.74	23,911.26	-23,911.26
	Fund: 078 - STATE-TRAFFIC FEE Total:	0.00	0.00	2,079.74	23,911.26	
Fund: 079 - STATE-BAIL BOND FEE						
Revenue						
079-32104	BAIL BOND FEES	0.00	0.00	0.00	4,005.00	-4,005.00
079-35100	INTEREST ON INVESTMENTS	0.00	0.00	-0.25	12.86	-12.86
	Revenue Total:	0.00	0.00	-0.25	4,017.86	-4,017.86
	Fund: 079 - STATE-BAIL BOND FEE Total:	0.00	0.00	-0.25	4,017.86	
Fund: 080 - STATE-EMS TRAUMA FUND						
Revenue						
080-32123	EMS TRAUMA FUND FEES	0.00	0.00	0.00	1,378.55	-1,378.55
080-35100	INTEREST ON INVESTMENTS	0.00	0.00	-0.06	4.98	-4.98
	Revenue Total:	0.00	0.00	-0.06	1,383.53	-1,383.53
	Fund: 080 - STATE-EMS TRAUMA FUND Total:	0.00	0.00	-0.06	1,383.53	
Fund: 083 - STATE-DNA TESTING FEE						
Revenue						
083-32120	DNA TESTING FEE	0.00	0.00	0.00	140.00	-140.00
083-32121	DNA TESTING FEE-SB 727	0.00	0.00	87.00	867.00	-867.00
	Revenue Total:	0.00	0.00	87.00	1,007.00	-1,007.00
	Fund: 083 - STATE-DNA TESTING FEE Total:	0.00	0.00	87.00	1,007.00	

Income Statement

For Fiscal: 2021 Period Ending: 10/31/2021

		Original Total Budget	Current Total Budget	MTD Activity	YTD Activity	Budget Remaining
Fund: 084 - STATE-CHILD ABUSE PREVENTION F						
Revenue						
084-32519	DISTRICT CLERK FEES	0.00	0.00	20.00	20.00	-20.00
	Revenue Total:	0.00	0.00	20.00	20.00	-20.00
	Fund: 084 - STATE-CHILD ABUSE PREVENTION F Total:	0.00	0.00	20.00	20.00	
Fund: 085 - STATE-JUDICIAL SUPPORT FEES						
Revenue						
085-32500	JUSTICE OF PEACE FEES	0.00	0.00	63.19	894.18	-894.18
085-32516	COUNTY CLERK CIVIL FEES	0.00	0.00	0.00	4,398.88	-4,398.88
085-32521	DISTRICT CLERK CRIMINAL FEES	0.00	0.00	10.00	227.00	-227.00
085-32523	DISTRICT CLERK CIVIL FEES	0.00	0.00	756.00	8,904.00	-8,904.00
085-35100	INTEREST ON INVESTMENTS	0.00	0.00	3.89	320.40	-320.40
	Revenue Total:	0.00	0.00	833.08	14,744.46	-14,744.46
	Fund: 085 - STATE-JUDICIAL SUPPORT FEES Total:	0.00	0.00	833.08	14,744.46	
Fund: 086 - STATE - JURY REIMBURSEMENT FEE						
Revenue						
086-32500	JUSTICE OF PEACE FEES	0.00	0.00	42.13	596.13	-596.13
086-32516	COUNTY CLERK FEES	0.00	0.00	0.00	48.59	-48.59
086-35100	INTEREST ON INVESTMENTS	0.00	0.00	1.69	15.78	-15.78
	Revenue Total:	0.00	0.00	43.82	660.50	-660.50
	Fund: 086 - STATE - JURY REIMBURSEMENT FEE Total:	0.00	0.00	43.82	660.50	
Fund: 088 - TJPC-TITLE IVE FUND						
Revenue						
088-35100	INTEREST ON INVESTMENTS	0.00	0.00	11.36	105.01	-105.01
	Revenue Total:	0.00	0.00	11.36	105.01	-105.01
	Fund: 088 - TJPC-TITLE IVE FUND Total:	0.00	0.00	11.36	105.01	
Fund: 089 - TYLER COUNTY NUTRITION CENTER						
Revenue						
089-31140	LEASE INCOME	3,000.00	3,000.00	0.00	1,250.00	1,750.00
089-32128	HALL RENTAL	1,500.00	1,500.00	0.00	600.00	900.00
089-35100	INTEREST ON INVESTMENTS	200.00	200.00	22.46	174.57	25.43
089-35104	INTEREST TEXAS CLASS INVESTMENTS	0.00	0.00	0.00	8.92	-8.92
089-39000	TRANSFER FROM GENERAL FUND	58,500.00	58,500.00	0.00	10,000.00	48,500.00
	Revenue Total:	63,200.00	63,200.00	22.46	12,033.49	51,166.51
	Fund: 089 - TYLER COUNTY NUTRITION CENTER Total:	63,200.00	63,200.00	22.46	12,033.49	
Fund: 090 - STATE-SPECIALTY COURT PROGRAM						
Revenue						
090-32520	DISTRICT CLERK REVENUE	0.00	0.00	0.00	680.00	-680.00
090-32525	COUNTY CLERK REVENUE	0.00	0.00	0.00	446.56	-446.56
090-35100	INTEREST ON INVESTMENTS	0.00	0.00	-0.11	13.35	-13.35
	Revenue Total:	0.00	0.00	-0.11	1,139.91	-1,139.91
	Fund: 090 - STATE-SPECIALTY COURT PROGRAM Total:	0.00	0.00	-0.11	1,139.91	
Fund: 094 - STATE - INDIGENT DEFENSE FUND						
Revenue						
094-32500	JUSTICE OF PEACE FEES	0.00	0.00	21.06	298.04	-298.04
094-32516	COUNTY CLERK FEES	0.00	0.00	0.00	24.31	-24.31
094-32519	DISTRICT CLERK FEES	0.00	0.00	4.00	78.00	-78.00
094-35100	INTEREST ON INVESTMENTS	0.00	0.00	0.00	8.85	-8.85
	Revenue Total:	0.00	0.00	25.06	409.20	-409.20
	Fund: 094 - STATE - INDIGENT DEFENSE FUND Total:	0.00	0.00	25.06	409.20	
Fund: 095 - STATE- APPELLATE JUDICIAL FUND						
Revenue						
095-32516	COUNTY CLERK FEES	0.00	0.00	0.00	550.00	-550.00
095-32519	DISTRICT CLERK FEES	0.00	0.00	65.00	925.00	-925.00

Income Statement

For Fiscal: 2021 Period Ending: 10/31/2021

		Original Total Budget	Current Total Budget	MTD Activity	YTD Activity	Budget Remaining
095-35100	INTEREST ON INVESTMENTS	0.00	0.00	0.00	13.76	-13.76
	Revenue Total:	0.00	0.00	65.00	1,488.76	-1,488.76
	Fund: 095 - STATE- APPELLATE JUDICIAL FUND Total:	0.00	0.00	65.00	1,488.76	
Fund: 096 - CHILD WELFARE BOARD FUND						
Revenue						
096-35100	INTEREST ON INVESTMENTS	0.00	0.00	2.51	22.47	-22.47
096-38105	JUROR DONATIONS	0.00	0.00	0.00	383.00	-383.00
	Revenue Total:	0.00	0.00	2.51	405.47	-405.47
	Fund: 096 - CHILD WELFARE BOARD FUND Total:	0.00	0.00	2.51	405.47	
Fund: 097 - CHILD SAFETY FUND						
Revenue						
097-32105	CHILD SAFETY FUND FEES	49,943.00	49,943.00	1,151.00	15,762.00	34,181.00
097-35100	INTEREST ON INVESTMENTS	1,500.00	1,500.00	22.34	232.37	1,267.63
	Revenue Total:	51,443.00	51,443.00	1,173.34	15,994.37	35,448.63
	Fund: 097 - CHILD SAFETY FUND Total:	51,443.00	51,443.00	1,173.34	15,994.37	
Fund: 101 - SUPPLEMENT COURT QUARDIANSHIP						
Revenue						
101-31148	SCIG FEES	0.00	0.00	0.00	1,700.00	-1,700.00
101-35100	INTEREST ON INVESTMENTS	0.00	0.00	8.31	74.59	-74.59
	Revenue Total:	0.00	0.00	8.31	1,774.59	-1,774.59
	Fund: 101 - SUPPLEMENT COURT QUARDIANSHIP Total:	0.00	0.00	8.31	1,774.59	
Fund: 102 - WATER IMPROVEMENT GRANT-TC WATER SUPPLY						
Revenue						
102-31401	TXCDBG DEPARTMENT OF AGRICULTURE	0.00	0.00	19,207.25	36,815.00	-36,815.00
	Revenue Total:	0.00	0.00	19,207.25	36,815.00	-36,815.00
	Fund: 102 - WATER IMPROVEMENT GRANT-TC WATER SUPPLY Total:	0.00	0.00	19,207.25	36,815.00	
Fund: 103 - DISTRICT COURT CRIMINAL TECHNOLOGY FUND						
Revenue						
103-32107	CIVIL TECHNOLOGY FEE	0.00	0.00	180.00	1,877.10	-1,877.10
103-32113	CRIMINAL TECHNOLOGY FEE	0.00	0.00	8.00	392.00	-392.00
103-35100	INTEREST ON INVESTMENTS	0.00	0.00	10.44	93.36	-93.36
	Revenue Total:	0.00	0.00	198.44	2,362.46	-2,362.46
	Fund: 103 - DISTRICT COURT CRIMINAL TECHNOLOGY FUND Total:	0.00	0.00	198.44	2,362.46	
Fund: 104 - Harvey Round 1 (CDBG) 20-065-087-C248						
Revenue						
104-36108	GRANT FUNDING	0.00	0.00	0.00	258,678.95	-258,678.95
104-39027	TRANSFER FROM GENERAL FUND	0.00	0.00	0.00	39,236.56	-39,236.56
	Revenue Total:	0.00	0.00	0.00	297,915.51	-297,915.51
	Fund: 104 - Harvey Round 1 (CDBG) 20-065-087-C248 Total:	0.00	0.00	0.00	297,915.51	
Fund: 107 - CDBG LOCAL BUYOUT/AQUISITION PROGRAM						
Revenue						
107-36112	CDBG BUYOUT GRANT FUNDING	0.00	0.00	0.00	49,704.90	-49,704.90
	Revenue Total:	0.00	0.00	0.00	49,704.90	-49,704.90
	Fund: 107 - CDBG LOCAL BUYOUT/AQUISITION PROGRAM Total:	0.00	0.00	0.00	49,704.90	
Fund: 110 - STATE MOVING VIOLATION FEES						
Revenue						
110-32500	JUSTICE OF PEACE FEES	0.00	0.00	0.75	9.89	-9.89
	Revenue Total:	0.00	0.00	0.75	9.89	-9.89
	Fund: 110 - STATE MOVING VIOLATION FEES Total:	0.00	0.00	0.75	9.89	
Fund: 111 - COURTHOUSE RESTORATION						
Revenue						
111-30000	BEGINNING BALANCE	425,000.00	425,000.00	0.00	0.00	425,000.00

Income Statement

For Fiscal: 2021 Period Ending: 10/31/2021

	Original Total Budget	Current Total Budget	MTD Activity	YTD Activity	Budget Remaining
111-39000 TRANSFER FROM GENERAL FUND	75,000.00	75,000.00	0.00	75,000.00	0.00
Revenue Total:	500,000.00	500,000.00	0.00	75,000.00	425,000.00
Fund: 111 - COURTHOUSE RESTORATION Total:	500,000.00	500,000.00	0.00	75,000.00	
Fund: 112 - LEGISLATIVE SERVICES					
Revenue					
112-39000 TRANSFER FROM GENERAL FUND	10,500.00	10,500.00	0.00	10,500.00	0.00
Revenue Total:	10,500.00	10,500.00	0.00	10,500.00	0.00
Fund: 112 - LEGISLATIVE SERVICES Total:	10,500.00	10,500.00	0.00	10,500.00	
Fund: 113 - CIVIL FEES - ADULT PROBATION					
Revenue					
113-32100 ADMINISTRATIVE FEES	0.00	0.00	225.00	1,860.00	-1,860.00
113-32106 CIVIL FEES	0.00	0.00	40.00	615.00	-615.00
113-35100 INTEREST ON INVESTMENTS	0.00	0.00	17.58	160.08	-160.08
Revenue Total:	0.00	0.00	282.58	2,635.08	-2,635.08
Fund: 113 - CIVIL FEES - ADULT PROBATION Total:	0.00	0.00	282.58	2,635.08	
Total Surplus (Deficit):	20,026,355.23	18,111,611.58	426,175.76	20,713,328.65	

Income Statement

For Fiscal: 2021 Period Ending: 10/31/2021

Group Summary

Account Type	Original Total Budget	Current Total Budget	MTD Activity	YTD Activity	Budget Remaining
Fund: 010 - GENERAL FUND					
Revenue	9,901,862.22	9,901,862.22	234,637.08	10,123,699.52	-221,837.30
Fund: 010 - GENERAL FUND Total:	9,901,862.22	9,901,862.22	234,637.08	10,123,699.52	-221,837.30
Fund: 020 - GENERAL ROAD & BRIDGE					
Revenue	3,130,284.00	3,130,284.00	62,760.50	3,232,355.40	-102,071.40
Fund: 020 - GENERAL ROAD & BRIDGE Total:	3,130,284.00	3,130,284.00	62,760.50	3,232,355.40	-102,071.40
Fund: 021 - ROAD & BRIDGE I					
Revenue	785,056.58	911,243.93	21,965.13	933,704.62	-22,460.69
Fund: 021 - ROAD & BRIDGE I Total:	785,056.58	911,243.93	21,965.13	933,704.62	-22,460.69
Fund: 022 - ROAD & BRIDGE II					
Revenue	986,624.30	986,624.30	20,815.82	851,992.67	134,631.63
Fund: 022 - ROAD & BRIDGE II Total:	986,624.30	986,624.30	20,815.82	851,992.67	134,631.63
Fund: 023 - ROAD & BRIDGE III					
Revenue	1,179,775.76	1,179,775.76	28,346.26	1,069,835.25	109,940.51
Fund: 023 - ROAD & BRIDGE III Total:	1,179,775.76	1,179,775.76	28,346.26	1,069,835.25	109,940.51
Fund: 024 - ROAD & BRIDGE IV					
Revenue	1,114,887.37	1,178,722.37	24,350.02	974,231.25	204,491.12
Fund: 024 - ROAD & BRIDGE IV Total:	1,114,887.37	1,178,722.37	24,350.02	974,231.25	204,491.12
Fund: 025 - TYLER CO AIRPORT					
Revenue	25,334.00	25,334.00	-2.40	3,508.21	21,825.79
Fund: 025 - TYLER CO AIRPORT Total:	25,334.00	25,334.00	-2.40	3,508.21	21,825.79
Fund: 026 - TYLER CO. RODEO ARENA/FAIRGRND					
Revenue	40,942.00	40,942.00	12.96	32,338.32	8,603.68
Fund: 026 - TYLER CO. RODEO ARENA/FAIRGRND Total:	40,942.00	40,942.00	12.96	32,338.32	8,603.68
Fund: 028 - ECONOMIC DEVELOPMENT					
Revenue	10,600.00	10,600.00	18.96	10,677.20	-77.20
Fund: 028 - ECONOMIC DEVELOPMENT Total:	10,600.00	10,600.00	18.96	10,677.20	-77.20
Fund: 029 - BENEVOLENCE FUND					
Revenue	1,000.00	1,000.00	0.00	1,000.06	-0.06
Fund: 029 - BENEVOLENCE FUND Total:	1,000.00	1,000.00	0.00	1,000.06	-0.06
Fund: 030 - DIST CL'K STATE APPROP					
Revenue	48,592.00	48,592.00	15.57	143.91	48,448.09
Fund: 030 - DIST CL'K STATE APPROP Total:	48,592.00	48,592.00	15.57	143.91	48,448.09
Fund: 031 - COUNTY CLERK RMP					
Revenue	335,303.00	335,303.00	211.82	76,580.58	258,722.42
Fund: 031 - COUNTY CLERK RMP Total:	335,303.00	335,303.00	211.82	76,580.58	258,722.42
Fund: 032 - C D A FORFEITURE					
Revenue	15,020.00	15,020.00	2.88	7,630.05	7,389.95
Fund: 032 - C D A FORFEITURE Total:	15,020.00	15,020.00	2.88	7,630.05	7,389.95
Fund: 033 - SHERIFF FORFEITURE					
Revenue	5,900.00	5,900.00	0.00	0.00	5,900.00
Fund: 033 - SHERIFF FORFEITURE Total:	5,900.00	5,900.00	0.00	0.00	5,900.00
Fund: 034 - DISTRICT CLERK RMP					
Revenue	5,000.00	5,000.00	96.08	1,229.52	3,770.48
Fund: 034 - DISTRICT CLERK RMP Total:	5,000.00	5,000.00	96.08	1,229.52	3,770.48
Fund: 035 - AMERICAN RESCUE PLAN ACT FUNDING					
Revenue	0.00	-2,104,766.00	0.00	0.00	-2,104,766.00
Fund: 035 - AMERICAN RESCUE PLAN ACT FUNDING Total:	0.00	-2,104,766.00	0.00	0.00	-2,104,766.00
Fund: 036 - LIBRARY FUND					
Revenue	32,600.00	32,600.00	282.31	30,988.40	1,611.60
Fund: 036 - LIBRARY FUND Total:	32,600.00	32,600.00	282.31	30,988.40	1,611.60

Income Statement

For Fiscal: 2021 Period Ending: 10/31/2021

Account Type	Original Total Budget	Current Total Budget	MTD Activity	YTD Activity	Budget Remaining
Fund: 037 - T C COLLECTION CENTER					
Revenue	0.00	0.00	101.18	935.22	-935.22
Fund: 037 - T C COLLECTION CENTER Total:	0.00	0.00	101.18	935.22	-935.22
Fund: 039 - TXCDBG SMALL BUSINESS LOAN PRJ					
Revenue	0.00	0.00	552.50	5,002.50	-5,002.50
Fund: 039 - TXCDBG SMALL BUSINESS LOAN PRJ Total:	0.00	0.00	552.50	5,002.50	-5,002.50
Fund: 041 - PEACE OFFICER SERVICE FEES					
Revenue	0.00	0.00	28.83	9,171.63	-9,171.63
Fund: 041 - PEACE OFFICER SERVICE FEES Total:	0.00	0.00	28.83	9,171.63	-9,171.63
Fund: 042 - HAVA GRANT/CARES ACT					
Revenue	0.00	0.00	0.00	120,000.00	-120,000.00
Fund: 042 - HAVA GRANT/CARES ACT Total:	0.00	0.00	0.00	120,000.00	-120,000.00
Fund: 043 - JAIL INTEREST & SINKING					
Revenue	102,500.00	102,500.00	80.78	636.19	101,863.81
Fund: 043 - JAIL INTEREST & SINKING Total:	102,500.00	102,500.00	80.78	636.19	101,863.81
Fund: 044 - COURTHOUSE SECURITY					
Revenue	116,511.00	116,511.00	168.37	81,345.01	35,165.99
Fund: 044 - COURTHOUSE SECURITY Total:	116,511.00	116,511.00	168.37	81,345.01	35,165.99
Fund: 045 - COUNTY-RMP					
Revenue	59,350.00	59,350.00	138.36	3,159.90	56,190.10
Fund: 045 - COUNTY-RMP Total:	59,350.00	59,350.00	138.36	3,159.90	56,190.10
Fund: 047 - COUNTY-WIDE RIGHT-OF-WAY FUNDB					
Revenue	501,000.00	501,000.00	233.63	181,506.48	319,493.52
Fund: 047 - COUNTY-WIDE RIGHT-OF-WAY FUNDB Total:	501,000.00	501,000.00	233.63	181,506.48	319,493.52
Fund: 048 - EMERGENCY DISASTER RELIEF					
Revenue	805,000.00	805,000.00	1,652.99	2,121,994.98	-1,316,994.98
Fund: 048 - EMERGENCY DISASTER RELIEF Total:	805,000.00	805,000.00	1,652.99	2,121,994.98	-1,316,994.98
Fund: 049 - C D A TRUST					
Revenue	10,000.00	10,000.00	0.00	1,221.11	8,778.89
Fund: 049 - C D A TRUST Total:	10,000.00	10,000.00	0.00	1,221.11	8,778.89
Fund: 050 - C D A FEES					
Revenue	15,963.00	15,963.00	0.00	126.28	15,836.72
Fund: 050 - C D A FEES Total:	15,963.00	15,963.00	0.00	126.28	15,836.72
Fund: 051 - CDA STATE APPROPRIATIONS FUND					
Revenue	0.00	0.00	39.83	368.18	-368.18
Fund: 051 - CDA STATE APPROPRIATIONS FUND Total:	0.00	0.00	39.83	368.18	-368.18
Fund: 052 - ALTERNATE DISPUTE RESOLUTION					
Revenue	0.00	0.00	25.68	49,231.65	-49,231.65
Fund: 052 - ALTERNATE DISPUTE RESOLUTION Total:	0.00	0.00	25.68	49,231.65	-49,231.65
Fund: 056 - STATE-JUDICIAL EDUCATION					
Revenue	0.00	0.00	115.00	1,292.14	-1,292.14
Fund: 056 - STATE-JUDICIAL EDUCATION Total:	0.00	0.00	115.00	1,292.14	-1,292.14
Fund: 059 - STATE-CVC					
Revenue	0.00	0.00	194.02	1,977.26	-1,977.26
Fund: 059 - STATE-CVC Total:	0.00	0.00	194.02	1,977.26	-1,977.26
Fund: 061 - STATE-DPS ARREST FEE					
Revenue	0.00	0.00	333.76	3,375.07	-3,375.07
Fund: 061 - STATE-DPS ARREST FEE Total:	0.00	0.00	333.76	3,375.07	-3,375.07
Fund: 067 - STATE-TLFTA					
Revenue	0.00	0.00	290.10	4,118.27	-4,118.27
Fund: 067 - STATE-TLFTA Total:	0.00	0.00	290.10	4,118.27	-4,118.27
Fund: 068 - STATE-TIME PAYMENT					
Revenue	0.00	0.00	50.18	1,399.33	-1,399.33

Income Statement

For Fiscal: 2021 Period Ending: 10/31/2021

Account Type	Original Total Budget	Current Total Budget	MTD Activity	YTD Activity	Budget Remaining
Fund: 068 - STATE-TIME PAYMENT Total:	0.00	0.00	50.18	1,399.33	-1,399.33
Fund: 069 - STATE-FUGITIVE APPREHENSION					
Revenue	0.00	0.00	0.00	5.84	-5.84
Fund: 069 - STATE-FUGITIVE APPREHENSION Total:	0.00	0.00	0.00	5.84	-5.84
Fund: 070 - STATE-CONSOLIDATED COURT COSTS					
Revenue	0.00	0.00	4,469.94	57,922.56	-57,922.56
Fund: 070 - STATE-CONSOLIDATED COURT COSTS Total:	0.00	0.00	4,469.94	57,922.56	-57,922.56
Fund: 071 - STATE-JUVENILE CRIME & DELINQ					
Revenue	0.00	0.00	0.00	0.54	-0.54
Fund: 071 - STATE-JUVENILE CRIME & DELINQ Total:	0.00	0.00	0.00	0.54	-0.54
Fund: 072 - TYLER COUNTY SEACH & RESCUE					
Revenue	0.00	0.00	0.06	0.58	-0.58
Fund: 072 - TYLER COUNTY SEACH & RESCUE Total:	0.00	0.00	0.06	0.58	-0.58
Fund: 073 - JUSTICE COURT TECHNOLOGY FUND					
Revenue	0.00	0.00	57.91	743.70	-743.70
Fund: 073 - JUSTICE COURT TECHNOLOGY FUND Total:	0.00	0.00	57.91	743.70	-743.70
Fund: 074 - HOMELAND SECURITY					
Revenue	0.00	0.00	3.13	28.95	-28.95
Fund: 074 - HOMELAND SECURITY Total:	0.00	0.00	3.13	28.95	-28.95
Fund: 075 - STATE - CORR MGT INST TX/CRIM JUST CTR					
Revenue	0.00	0.00	0.00	0.54	-0.54
Fund: 075 - STATE - CORR MGT INST TX/CRIM JUST CTR Total:	0.00	0.00	0.00	0.54	-0.54
Fund: 076 - EMERGENCY OPERATIONS CENTER					
Revenue	172,107.00	172,107.00	66.21	163,492.28	8,614.72
Fund: 076 - EMERGENCY OPERATIONS CENTER Total:	172,107.00	172,107.00	66.21	163,492.28	8,614.72
Fund: 077 - STATE-CHILD SAFETY SEAT & SEAT BELT VIOLATIONS					
Revenue	0.00	0.00	0.03	319.25	-319.25
Fund: 077 - STATE-CHILD SAFETY SEAT & SEAT BELT VIOLATIONS Total:	0.00	0.00	0.03	319.25	-319.25
Fund: 078 - STATE-TRAFFIC FEE					
Revenue	0.00	0.00	2,079.74	23,911.26	-23,911.26
Fund: 078 - STATE-TRAFFIC FEE Total:	0.00	0.00	2,079.74	23,911.26	-23,911.26
Fund: 079 - STATE-BAIL BOND FEE					
Revenue	0.00	0.00	-0.25	4,017.86	-4,017.86
Fund: 079 - STATE-BAIL BOND FEE Total:	0.00	0.00	-0.25	4,017.86	-4,017.86
Fund: 080 - STATE-EMS TRAUMA FUND					
Revenue	0.00	0.00	-0.06	1,383.53	-1,383.53
Fund: 080 - STATE-EMS TRAUMA FUND Total:	0.00	0.00	-0.06	1,383.53	-1,383.53
Fund: 083 - STATE-DNA TESTING FEE					
Revenue	0.00	0.00	87.00	1,007.00	-1,007.00
Fund: 083 - STATE-DNA TESTING FEE Total:	0.00	0.00	87.00	1,007.00	-1,007.00
Fund: 084 - STATE-CHILD ABUSE PREVENTION F					
Revenue	0.00	0.00	20.00	20.00	-20.00
Fund: 084 - STATE-CHILD ABUSE PREVENTION F Total:	0.00	0.00	20.00	20.00	-20.00
Fund: 085 - STATE-JUDICIAL SUPPORT FEES					
Revenue	0.00	0.00	833.08	14,744.46	-14,744.46
Fund: 085 - STATE-JUDICIAL SUPPORT FEES Total:	0.00	0.00	833.08	14,744.46	-14,744.46
Fund: 086 - STATE - JURY REIMBURSEMENT FEE					
Revenue	0.00	0.00	43.82	660.50	-660.50
Fund: 086 - STATE - JURY REIMBURSEMENT FEE Total:	0.00	0.00	43.82	660.50	-660.50
Fund: 088 - TJPC-TITLE IVE FUND					
Revenue	0.00	0.00	11.36	105.01	-105.01
Fund: 088 - TJPC-TITLE IVE FUND Total:	0.00	0.00	11.36	105.01	-105.01

Income Statement

For Fiscal: 2021 Period Ending: 10/31/2021

Account Type	Original Total Budget	Current Total Budget	MTD Activity	YTD Activity	Budget Remaining
Fund: 089 - TYLER COUNTY NUTRITION CENTER					
Revenue	63,200.00	63,200.00	22.46	12,033.49	51,166.51
Fund: 089 - TYLER COUNTY NUTRITION CENTER Total:	63,200.00	63,200.00	22.46	12,033.49	51,166.51
Fund: 090 - STATE-SPECIALTY COURT PROGRAM					
Revenue	0.00	0.00	-0.11	1,139.91	-1,139.91
Fund: 090 - STATE-SPECIALTY COURT PROGRAM Total:	0.00	0.00	-0.11	1,139.91	-1,139.91
Fund: 094 - STATE - INDIGENT DEFENSE FUND					
Revenue	0.00	0.00	25.06	409.20	-409.20
Fund: 094 - STATE - INDIGENT DEFENSE FUND Total:	0.00	0.00	25.06	409.20	-409.20
Fund: 095 - STATE- APPELLATE JUDICIAL FUND					
Revenue	0.00	0.00	65.00	1,488.76	-1,488.76
Fund: 095 - STATE- APPELLATE JUDICIAL FUND Total:	0.00	0.00	65.00	1,488.76	-1,488.76
Fund: 096 - CHILD WELFARE BOARD FUND					
Revenue	0.00	0.00	2.51	405.47	-405.47
Fund: 096 - CHILD WELFARE BOARD FUND Total:	0.00	0.00	2.51	405.47	-405.47
Fund: 097 - CHILD SAFETY FUND					
Revenue	51,443.00	51,443.00	1,173.34	15,994.37	35,448.63
Fund: 097 - CHILD SAFETY FUND Total:	51,443.00	51,443.00	1,173.34	15,994.37	35,448.63
Fund: 101 - SUPPLEMENT COURT GUARDIANSHIP					
Revenue	0.00	0.00	8.31	1,774.59	-1,774.59
Fund: 101 - SUPPLEMENT COURT GUARDIANSHIP Total:	0.00	0.00	8.31	1,774.59	-1,774.59
Fund: 102 - WATER IMPROVEMENT GRANT-TC WATER SUPPLY					
Revenue	0.00	0.00	19,207.25	36,815.00	-36,815.00
Fund: 102 - WATER IMPROVEMENT GRANT-TC WATER SUPPLY Total:	0.00	0.00	19,207.25	36,815.00	-36,815.00
Fund: 103 - DISTRICT COURT CRIMINAL TECHNOLOGY FUND					
Revenue	0.00	0.00	198.44	2,362.46	-2,362.46
Fund: 103 - DISTRICT COURT CRIMINAL TECHNOLOGY FUND Total:	0.00	0.00	198.44	2,362.46	-2,362.46
Fund: 104 - Harvey Round 1 (CDBG) 20-065-087-C248					
Revenue	0.00	0.00	0.00	297,915.51	-297,915.51
Fund: 104 - Harvey Round 1 (CDBG) 20-065-087-C248 Total:	0.00	0.00	0.00	297,915.51	-297,915.51
Fund: 107 - CDBG LOCAL BUYOUT/AQUISITION PROGRAM					
Revenue	0.00	0.00	0.00	49,704.90	-49,704.90
Fund: 107 - CDBG LOCAL BUYOUT/AQUISITION PROGRAM Total:	0.00	0.00	0.00	49,704.90	-49,704.90
Fund: 110 - STATE MOVING VIOLATION FEES					
Revenue	0.00	0.00	0.75	9.89	-9.89
Fund: 110 - STATE MOVING VIOLATION FEES Total:	0.00	0.00	0.75	9.89	-9.89
Fund: 111 - COURTHOUSE RESTORATION					
Revenue	500,000.00	500,000.00	0.00	75,000.00	425,000.00
Fund: 111 - COURTHOUSE RESTORATION Total:	500,000.00	500,000.00	0.00	75,000.00	425,000.00
Fund: 112 - LEGISLATIVE SERVICES					
Revenue	10,500.00	10,500.00	0.00	10,500.00	0.00
Fund: 112 - LEGISLATIVE SERVICES Total:	10,500.00	10,500.00	0.00	10,500.00	0.00
Fund: 113 - CIVIL FEES - ADULT PROBATION					
Revenue	0.00	0.00	282.58	2,635.08	-2,635.08
Fund: 113 - CIVIL FEES - ADULT PROBATION Total:	0.00	0.00	282.58	2,635.08	-2,635.08
Total Surplus (Deficit):	20,026,355.23	18,111,611.58	426,175.76	20,713,328.65	

Fund Summary

Fund	Original Total Budget	Current Total Budget	MTD Activity	YTD Activity	Budget Remaining
010 - GENERAL FUND	9,901,862.22	9,901,862.22	234,637.08	10,123,699.52	-221,837.30
020 - GENERAL ROAD & BRID	3,130,284.00	3,130,284.00	62,760.50	3,232,355.40	-102,071.40
021 - ROAD & BRIDGE I	785,056.58	911,243.93	21,965.13	933,704.62	-22,460.69
022 - ROAD & BRIDGE II	986,624.30	986,624.30	20,815.82	851,992.67	134,631.63
023 - ROAD & BRIDGE III	1,179,775.76	1,179,775.76	28,346.26	1,069,835.25	109,940.51
024 - ROAD & BRIDGE IV	1,114,887.37	1,178,722.37	24,350.02	974,231.25	204,491.12
025 - TYLER CO AIRPORT	25,334.00	25,334.00	-2.40	3,508.21	21,825.79
026 - TYLER CO. RODEO ARE	40,942.00	40,942.00	12.96	32,338.32	8,603.68
028 - ECONOMIC DEVELOPM	10,600.00	10,600.00	18.96	10,677.20	-77.20
029 - BENEVOLENCE FUND	1,000.00	1,000.00	0.00	1,000.06	-0.06
030 - DIST CL'K STATE APPRO	48,592.00	48,592.00	15.57	143.91	48,448.09
031 - COUNTY CLERK RMP	335,303.00	335,303.00	211.82	76,580.58	258,722.42
032 - C D A FORFEITURE	15,020.00	15,020.00	2.88	7,630.05	7,389.95
033 - SHERIFF FORFEITURE	5,900.00	5,900.00	0.00	0.00	5,900.00
034 - DISTRICT CLERK RMP	5,000.00	5,000.00	96.08	1,229.52	3,770.48
035 - AMERICAN RESCUE PL	0.00	-2,104,766.00	0.00	0.00	-2,104,766.00
036 - LIBRARY FUND	32,600.00	32,600.00	282.31	30,988.40	1,611.60
037 - T C COLLECTION CENTE	0.00	0.00	101.18	935.22	-935.22
039 - TXCDBG SMALL BUSINE	0.00	0.00	552.50	5,002.50	-5,002.50
041 - PEACE OFFICER SERVIC	0.00	0.00	28.83	9,171.63	-9,171.63
042 - HAVA GRANT/CARES A	0.00	0.00	0.00	120,000.00	-120,000.00
043 - JAIL INTEREST & SINKIN	102,500.00	102,500.00	80.78	636.19	101,863.81
044 - COURTHOUSE SECURIT	116,511.00	116,511.00	168.37	81,345.01	35,165.99
045 - COUNTY-RMP	59,350.00	59,350.00	138.36	3,159.90	56,190.10
047 - COUNTY-WIDE RIGHT-	501,000.00	501,000.00	233.63	181,506.48	319,493.52
048 - EMERGENCY DISASTER	805,000.00	805,000.00	1,652.99	2,121,994.98	-1,316,994.98
049 - C D A TRUST	10,000.00	10,000.00	0.00	1,221.11	8,778.89
050 - C D A FEES	15,963.00	15,963.00	0.00	126.28	15,836.72
051 - CDA STATE APPROPRIA	0.00	0.00	39.83	368.18	-368.18
052 - ALTERNATE DISPUTE RE	0.00	0.00	25.68	49,231.65	-49,231.65
056 - STATE-JUDICIAL EDUCA	0.00	0.00	115.00	1,292.14	-1,292.14
059 - STATE-CVC	0.00	0.00	194.02	1,977.26	-1,977.26
061 - STATE-DPS ARREST FEE	0.00	0.00	333.76	3,375.07	-3,375.07
067 - STATE-TLFTA	0.00	0.00	290.10	4,118.27	-4,118.27
068 - STATE-TIME PAYMENT	0.00	0.00	50.18	1,399.33	-1,399.33
069 - STATE-FUGITIVE APPRE	0.00	0.00	0.00	5.84	-5.84
070 - STATE-CONSOLIDATED	0.00	0.00	4,469.94	57,922.56	-57,922.56
071 - STATE-JUVENILE CRIME	0.00	0.00	0.00	0.54	-0.54
072 - TYLER COUNTY SEACH	0.00	0.00	0.06	0.58	-0.58
073 - JUSTICE COURT TECHN	0.00	0.00	57.91	743.70	-743.70
074 - HOMELAND SECURITY	0.00	0.00	3.13	28.95	-28.95
075 - STATE - CORR MGT INS	0.00	0.00	0.00	0.54	-0.54
076 - EMERGENCY OPERATIO	172,107.00	172,107.00	66.21	163,492.28	8,614.72
077 - STATE-CHILD SAFETY SE	0.00	0.00	0.03	319.25	-319.25
078 - STATE-TRAFFIC FEE	0.00	0.00	2,079.74	23,911.26	-23,911.26
079 - STATE-BAIL BOND FEE	0.00	0.00	-0.25	4,017.86	-4,017.86
080 - STATE-EMS TRAUMA F	0.00	0.00	-0.06	1,383.53	-1,383.53
083 - STATE-DNA TESTING FE	0.00	0.00	87.00	1,007.00	-1,007.00
084 - STATE-CHILD ABUSE PR	0.00	0.00	20.00	20.00	-20.00
085 - STATE-JUDICIAL SUPPO	0.00	0.00	833.08	14,744.46	-14,744.46
086 - STATE - JURY REIMBUR	0.00	0.00	43.82	660.50	-660.50
088 - TJPC-TITLE IVE FUND	0.00	0.00	11.36	105.01	-105.01
089 - TYLER COUNTY NUTRIT	63,200.00	63,200.00	22.46	12,033.49	51,166.51
090 - STATE-SPECIALTY COUR	0.00	0.00	-0.11	1,139.91	-1,139.91
094 - STATE - INDIGENT DEFE	0.00	0.00	25.06	409.20	-409.20
095 - STATE- APPELLATE JUDI	0.00	0.00	65.00	1,488.76	-1,488.76
096 - CHILD WELFARE BOAR	0.00	0.00	2.51	405.47	-405.47
097 - CHILD SAFETY FUND	51,443.00	51,443.00	1,173.34	15,994.37	35,448.63

Income Statement

For Fiscal: 2021 Period Ending: 10/31/2021

Fund	Original	Current	MTD Activity	YTD Activity	Budget
	Total Budget	Total Budget			Remaining
101 - SUPPLEMENT COURT Q	0.00	0.00	8.31	1,774.59	-1,774.59
102 - WATER IMPROVEMENT	0.00	0.00	19,207.25	36,815.00	-36,815.00
103 - DISTRICT COURT CRIM	0.00	0.00	198.44	2,362.46	-2,362.46
104 - Harvey Round 1 (CDBG	0.00	0.00	0.00	297,915.51	-297,915.51
107 - CDBG LOCAL BUYOUT/	0.00	0.00	0.00	49,704.90	-49,704.90
110 - STATE MOVING VIOLATI	0.00	0.00	0.75	9.89	-9.89
111 - COURTHOUSE RESTOR	500,000.00	500,000.00	0.00	75,000.00	425,000.00
112 - LEGISLATIVE SERVICES	10,500.00	10,500.00	0.00	10,500.00	0.00
113 - CIVIL FEES - ADULT PRO	0.00	0.00	282.58	2,635.08	-2,635.08
Total Surplus (Deficit):	20,026,355.23	18,111,611.58	426,175.76	20,713,328.65	